



**Cost of Ink Per Page Analysis
Australia**

June 2008

TABLE OF CONTENTS

Summary and Scope of Analysis	3
Cost of Ink Per Page	5
Australia: Mono - Cost of Ink Per Page	5
Australia: Color - Cost of Ink Per Page.....	6
Australia: Photo - Cost of Ink Per Page	7
Methodology for Calculation of Cost of Ink Per Page.....	8
A. QualityLogic Yield Declarations.....	8
B. Ink Cartridge Pricing.....	11
C. Cost of Ink Per Page – Per Cartridge	12
D. Cost of Ink Per Page.....	14
Appendix A: QualityLogic Declared Yield Test Results	18
ISO Test Results - Summary	19
Test Methodology	19
Detailed Test Results	22
Additional Kodak Papers Tested	59
Sub-Appendix A1 – Test Pages.....	62

Summary and Scope of Analysis

For more than 20 years, QualityLogic Inc. has been a premier developer and provider of essential testing solutions to companies that design, build, or purchase printers and printing technology. Our products and services help our customers understand how the products they make or buy conform to specifications, or compare to reference implementations or competing products. We are active members of international standards organizations including ISO and Ecma International, and provide testing assistance to leading technology publications who publish printer reviews.

At the request of Eastman Kodak Company, QualityLogic calculated and compared the Cost of Ink Per Page (CoIPP) of the EASYSHARE 5100, 5300 and 5500 All-in-One Printers to 15 competing printers selected by Kodak. Kodak's intent was to select printers with significant market share from leading manufacturers.

Monochrome and color cartridge yields for all printers were determined following ISO yield standards, and photo yields were determined using QualityLogic's photo yield methodology*.

Ink prices from Australia for printers in the test were provided to QualityLogic by IDC**, a premier global provider of market intelligence. The manufacturer's suggested retail prices (MSRP) were used. In cases where the manufacturer's own MSRP listings were not available, IDC provided prices based on best alternative pricing found on the web. Pricing includes Australian GST. Kodak provided cartridge pricing for their printers. For this report, only standard as-shipped-in-box cartridges or the standard-yield ink cartridges in single quantity pricing (i.e., no multi-packs, high yield, combo packs, value packs or special promotions) were evaluated for the purpose of making like-basis comparisons between all printers.

Although there are many factors in total cost of ownership, Cost of Ink Per Page (CoIPP) is an important factor when evaluating total cost of ownership with printer systems.

Cost of Ink Per Page was calculated by dividing these cartridge prices by the yield of each cartridge in the test.

* All references to 'photo' in this report refer to 4x6 inch (approximately 10 x 15 cm) borderless photos.

** IDC believes that the list pricing information provided is accurate; however, it is not responsible for any errors, inaccuracies, or variances caused by changes made outside of its defined survey period (May 2008).

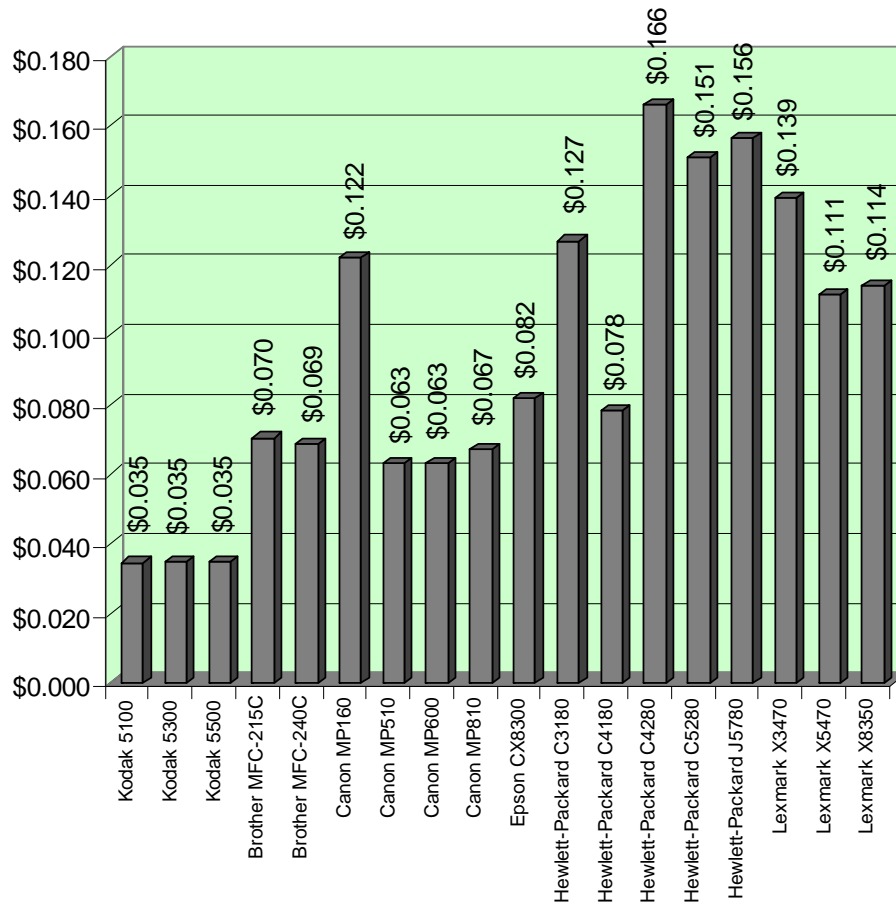
The following printers and corresponding ink cartridges were included in this Cost of Ink Per Page analysis:

Company	Printer	Cartridges
Kodak	EASYSHARE 5100	3J8965, 3J8966
	EASYSHARE 5300	3J8965, 3J8966
	EASYSHARE 5500	3J8965, 3J8966
Brother	MFC-215C	LC-900BK, LC-900C, LC-900M, LC-900Y
	MFC-240C	LC-1000BK, LC-1000C, LC-1000M, LC-1000Y
Canon	Canon MP160	PG-40, CL-41
	Canon MP510	PGI-5, CLI-8C, CLI-8M, CLI-8Y,
	Canon MP 600	PGI-5, CLI-8C, CLI-8M, CLI-8Y, CLI-8B
	Canon MP 810	PGI-5, CLI-8C, CLI-8M, CLI-8Y, CLI-8B
Epson	Stylus CX8300	T0731, T0732, T0733, T0734
Hewlett-Packard	Photosmart C3180	HP92, HP93
	Photosmart C4180	HP98, HP93
	Photosmart C4280	HP74, HP75
	Photosmart C5280	HP74, HP75
	OfficeJet J5780	HP74, HP75
Lexmark	X3470	18C0781
	X5470	18C0032, 18C0033
	X8350	18C0032, 18C0033

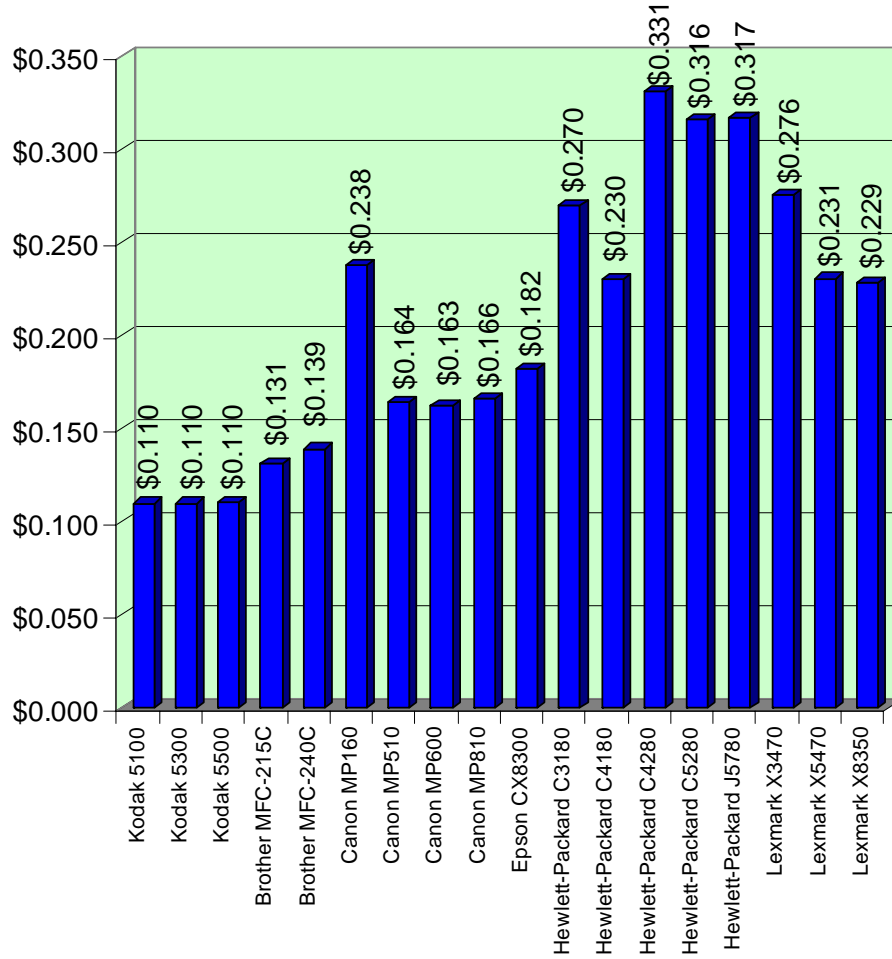
Cost of Ink Per Page

The following charts summarize the Cost of Ink Per Page for the printers tested using cartridge prices from Australia. There are three charts presented: monochrome, color and photo printing. Details of how these costs were calculated can be found in the "Methodology for Calculation of Cost of Ink Per Page" following these graphs.

Australia: Mono - Cost of Ink Per Page

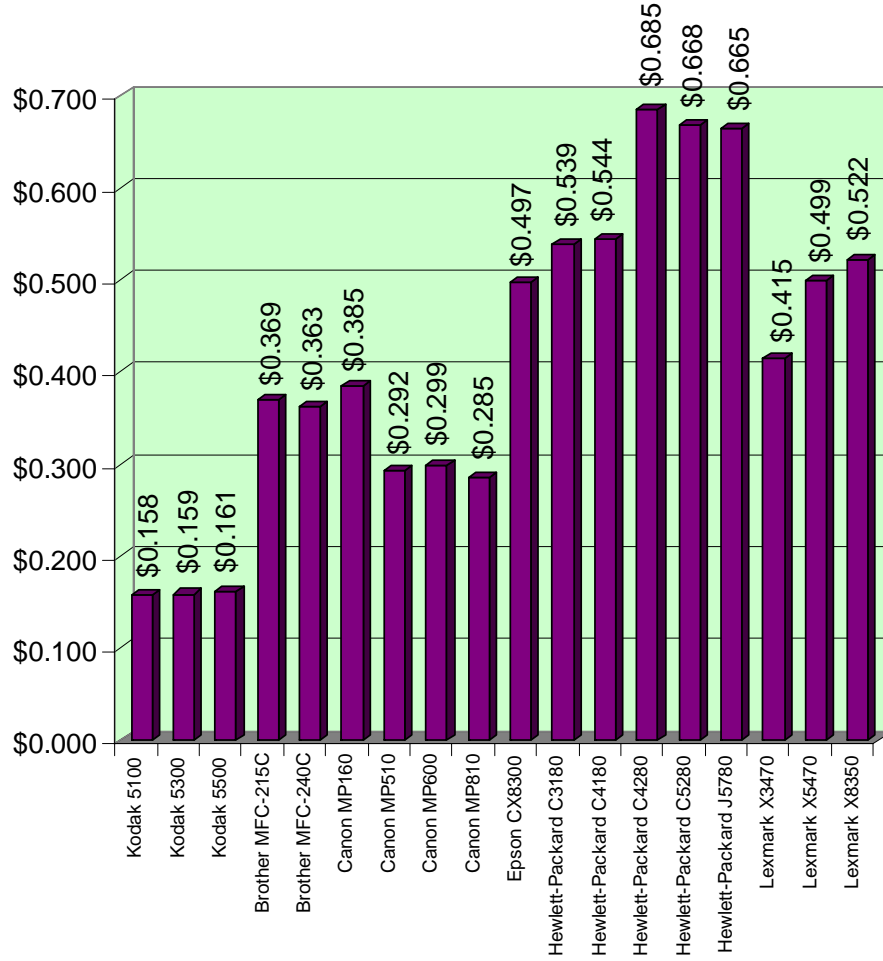


Australia: Color - Cost of Ink Per Page



Test results and cost information provided by QualityLogic. Tests were performed under laboratory conditions and end-user's results may vary. Test results, ink cartridge pricing and cost per page pricing subject to change without notice by QualityLogic. All test results and cost information are provided "as-is," "as available," and all warranties, expressed or implied are hereby disclaimed. Users of the information contained herein assume full responsibility and risk of loss resulting from usage thereof.

Australia: Photo - Cost of Ink Per Page



Test results and cost information provided by QualityLogic. Tests were performed under laboratory conditions and end-user's results may vary. Test results, ink cartridge pricing and cost per page pricing subject to change without notice by QualityLogic. All test results and cost information are provided "as-is," "as available," and all warranties, expressed or implied are hereby disclaimed. Users of the information contained herein assume full responsibility and risk of loss resulting from usage thereof.

Methodology for Calculation of Cost of Ink Per Page

The following is a step-by-step outline of how QualityLogic, using standardized yield testing methodologies and standard pricing information provided by IDC, executed this 'Cost of Ink Per Page' test for Kodak.

A. QualityLogic Yield Declarations

Yield testing is a process by which the target printers are operated with their ink or toner cartridges to exhaust the amount of ink/toner, and then pages printed are counted to determine the number of pages each cartridge yields. The requirements and operating conditions of such testing are determined by a standard set of testing criteria that will provide an objective and repeatable result.

QualityLogic is a leader worldwide in providing yield testing services. We support and follow the ISO (International Standards Organization) standards for mono and color testing. Use of ISO standards for yield testing is also supported by leading manufacturers, including Canon, Dell, Epson, HP, IBM, Kodak, Lexmark, Oki Data, Pitney Bowes, Ricoh, Toshiba, Xerox, and others.

ISO is currently working on a standard for photo ink. Until this standard is released, QualityLogic uses a methodology we developed that closely follows the current ISO standards approach.

Key provisions of these standards include:

- Standard test suites
- Minimum of nine cartridges across three printers representative of products in open market
- Clear, objective end-of-life criteria
- Controlled test environment – temperature, humidity, continuous printing
- Yield reporting requirement well defined

The following pages contain tables that relate to yield testing results. The tables show the number of pages per cartridge that can be expected with 90 percent confidence based on our testing. Numbers in black indicate primary cartridges – any cartridge where a minimum of nine cartridges across three printers could be exhausted. Supplemental cartridges are indicated by red numbers and represent those cartridges that are secondary to the purpose of the test. Although supplemental cartridges are not the key focus in the tests as shown, they are included in the test reports to ensure we get a complete understanding of the ink being used.

Generally, the 'primary' cartridges for each category of testing are:

- Mono ink – the black cartridge
- Color ink – all full density cartridges containing cyan, magenta, or yellow
- Photo ink – color cartridges or others where nine cartridges were exhausted

QualityLogic performed yield tests and provided yield test reports for all cartridges for models listed. Each table has abbreviated sub-headings that represent the specific ink cartridge types as follows:

- CMY = A single cartridge containing cyan, magenta and yellow *
- C = Cyan
- M = Magenta
- Y = Yellow
- K1 = Black
- K2 = A second black cartridge
- LC = Light cyan
- LM = Light magenta

These yield numbers apply to printers included in this analysis. Yields of primary and supplemental cartridges are reported, and the details of these results can be found in Appendix C.

	Mono Ink yield							
	CMY	C	M	Y	K1	K2	LC	LM
Kodak 5100	3747				537			
Kodak 5300	3753				536			
Kodak 5500	3741				535			
Brother MFC-215C		7311	10831	10110	523			
Brother MFC-240C		7012	8594	8253	545			
Canon MP160	2411				360			
Canon MP510		6680	6360	8584	521			
Canon MP600		6323	5708	7410	561	10753		
Canon MP810		5240	4937	6996	541	9740		
Epson CX8300		1465	2114	2312	247			
Hewlett-Packard C3180	1881				218			
Hewlett-Packard C4180	3908				428			
Hewlett-Packard C4280	979				201			
Hewlett-Packard C5280	1016				224			
Hewlett-Packard J5780	1529				198			
Lexmark X3470	230							
Lexmark X5470	2504				287			
Lexmark X8350	2192				285			

* Kodak's cartridge includes black ink and protective ink

Test results and cost information provided by QualityLogic. Tests were performed under laboratory conditions and end-user's results may vary. Test results, ink cartridge pricing and cost per page pricing subject to change without notice by QualityLogic. All test results and cost information are provided "as-is," "as available," and all warranties, expressed or implied are hereby disclaimed. Users of the information contained herein assume full responsibility and risk of loss resulting from usage thereof.

	Color Ink yield							
	CMY	C	M	Y	K1	K2	LC	LM
Kodak 5100	378				342			
Kodak 5300	378				342			
Kodak 5500	376				342			
Brother MFC-215C		905	828	811	514			
Brother MFC-240C		734	645	807	544			
Canon MP160	324				332			
Canon MP510		874	713	666	490			
Canon MP600		900	686	702	532	6348		
Canon MP810		873	672	712	514	5782		
Epson CX8300		390	289	411	245			
Hewlett-Packard C3180	210				203			
Hewlett-Packard C4180	206				399			
Hewlett-Packard C4280	166				186			
Hewlett-Packard C5280	169				203			
Hewlett-Packard J5780	178				188			
Lexmark X3470	116							
Lexmark X5470	272				274			
Lexmark X8350	264				291			

	Photo Ink yield							
	CMY	C	M	Y	K1	K2	LC	LM
Kodak 5100	167				1695			
Kodak 5300	167				1663			
Kodak 5500	166				1472			
Brother MFC-215C		162	203	166	672			
Brother MFC-240C		154	152	170	3595			
Canon MP160	110				1786			
Canon MP510		354	252	269	2979			
Canon MP600		353	267	316	2635	1037		
Canon MP810		366	284	333	2553	1099		
Epson CX8300		85	86	114	468			
Hewlett-Packard C3180	61				1599			
Hewlett-Packard C4180	60				2675			
Hewlett-Packard C4280	47				1002			
Hewlett-Packard C5280	48				1154			
Hewlett-Packard J5780	49				811			
Lexmark X3470	77							
Lexmark X5470	71				4378			
Lexmark X8350	68				3744			

Test results and cost information provided by QualityLogic. Tests were performed under laboratory conditions and end-user's results may vary. Test results, ink cartridge pricing and cost per page pricing subject to change without notice by QualityLogic. All test results and cost information are provided "as-is," "as available," and all warranties, expressed or implied are hereby disclaimed. Users of the information contained herein assume full responsibility and risk of loss resulting from usage thereof.

B. Ink Cartridge Pricing

Cartridge prices used in this Cost of Ink Per Page analysis were researched and provided to QualityLogic by IDC as of May 2008. IDC's methodology for data collection used the manufacturer's website for each country. In cases where the manufacturer's own MSRP listings were not available, IDC provided prices based on best alternative pricing found on the web. (Kodak cartridge pricing was provided by Kodak). Pricing includes Australian GST. Only standard as-shipped-in-box cartridges or the standard-yield ink cartridges in single quantity pricing (i.e., no multi-packs, high yield, combo packs, value packs or special promotions) were evaluated for the purpose of making like-basis comparisons between all printers. Below is the summary of the ink cartridges and their individual prices.

	Ink Cartridge Pricing							
	CMY	C	M	Y	K1	K2	LC	LM
Kodak 5100	\$24.99				\$14.99			
Kodak 5300	\$24.99				\$14.99			
Kodak 5500	\$24.99				\$14.99			
Brother MFC-215C		\$18.64	\$18.64	\$18.64	\$33.61			
Brother MFC-240C		\$18.64	\$18.64	\$18.64	\$33.60			
Canon MP160	\$39.99				\$37.95			
Canon MP510		\$26.95	\$26.95	\$26.95	\$26.95			
Canon MP600		\$26.95	\$26.95	\$26.95	\$26.95	\$26.95		
Canon MP810		\$26.95	\$26.95	\$26.95	\$26.95	\$26.95		
Epson CX8300		\$ 14.49	\$ 14.49	\$ 14.49	\$ 14.49			
Hewlett-Packard C3180	\$31.96				\$23.95			
Hewlett-Packard C4180	\$31.96				\$29.95			
Hewlett-Packard C4280	\$30.95				\$26.95			
Hewlett-Packard C5280	\$30.95				\$26.95			
Hewlett-Packard J5780	\$30.95				\$26.95			
Lexmark X3470	\$31.99							
Lexmark X5470	\$35.00				\$27.95			
Lexmark X8350	\$35.00				\$27.95			

Source: IDC, includes GST

C. Cost of Ink Per Page – Per Cartridge

QualityLogic then calculated the Cost of Ink Per Page per cartridge by dividing the price of each cartridge (as defined by IDC’s localized cartridge price, noted above in Section B) by the yield for each cartridge in each model (as defined above in Section A). This calculation results in the Cost of Ink Per Page per cartridge for each test mode: mono, color and photo.

$$\frac{\text{Price per cartridge}}{\text{Ink yield (in number of pages/photos)}} = \text{Cost of Ink Per Page – per cartridge}$$

Cost of Ink Per individual Cartridge per Page

	Mono Ink Cost							
	CMY	C	M	Y	K1	K2	LC	LM
Kodak 5100	\$0.007				\$0.028			
Kodak 5300	\$0.007				\$0.028			
Kodak 5500	\$0.007				\$0.028			
Brother MFC-215C		\$0.003	\$0.002	\$0.002	\$0.064			
Brother MFC-240C		\$0.003	\$0.002	\$0.002	\$0.062			
Canon MP160	\$0.017				\$0.105			
Canon MP510		\$0.004	\$0.004	\$0.003	\$0.052			
Canon MP600		\$0.004	\$0.005	\$0.004	\$0.048	\$0.003		
Canon MP810		\$0.005	\$0.005	\$0.004	\$0.050	\$0.003		
Epson CX8300		\$0.010	\$0.007	\$0.006	\$0.059			
Hewlett-Packard C3180	\$0.017				\$0.110			
Hewlett-Packard C4180	\$0.008				\$0.070			
Hewlett-Packard C4280	\$0.032				\$0.134			
Hewlett-Packard C5280	\$0.030				\$0.120			
Hewlett-Packard J5780	\$0.020				\$0.136			
Lexmark X3470	\$0.139							
Lexmark X5470	\$0.014				\$0.097			
Lexmark X8350	\$0.016				\$0.098			

Cost of Ink Per individual Cartridge per Page

	Color Ink cost							
	CMY	C	M	Y	K1	K2	LC	LM
Kodak 5100	\$0.066				\$0.044			
Kodak 5300	\$0.066				\$0.044			
Kodak 5500	\$0.066				\$0.044			
Brother MFC-215C		\$0.021	\$0.023	\$0.023	\$0.065			
Brother MFC-240C		\$0.025	\$0.029	\$0.023	\$0.062			
Canon MP160	\$0.123				\$0.114			
Canon MP510		\$0.031	\$0.038	\$0.040	\$0.055			
Canon MP600		\$0.030	\$0.039	\$0.038	\$0.051	\$0.004		
Canon MP810		\$0.031	\$0.040	\$0.038	\$0.052	\$0.005		
Epson CX8300		\$0.037	\$0.050	\$0.035	\$0.059			
Hewlett-Packard C3180	\$0.152				\$0.118			
Hewlett-Packard C4180	\$0.155				\$0.075			
Hewlett-Packard C4280	\$0.186				\$0.145			
Hewlett-Packard C5280	\$0.183				\$0.133			
Hewlett-Packard J5780	\$0.174				\$0.143			
Lexmark X3470	\$0.276							
Lexmark X5470	\$0.129				\$0.102			
Lexmark X8350	\$0.133				\$0.096			

	Photo Ink Cost							
	CMY	C	M	Y	K1	K2	LC	LM
Kodak 5100	\$0.150				\$0.009			
Kodak 5300	\$0.150				\$0.009			
Kodak 5500	\$0.151				\$0.010			
Brother MFC-215C		\$0.115	\$0.092	\$0.112	\$0.050			
Brother MFC-240C		\$0.121	\$0.123	\$0.110	\$0.009			
Canon MP160	\$0.364				\$0.021			
Canon MP510		\$0.076	\$0.107	\$0.100	\$0.009			
Canon MP600		\$0.076	\$0.101	\$0.085	\$0.010	\$0.026		
Canon MP810		\$0.074	\$0.095	\$0.081	\$0.011	\$0.025		
Epson CX8300		\$0.170	\$0.168	\$0.127	\$0.031			
Hewlett-Packard C3180	\$0.524				\$0.015			
Hewlett-Packard C4180	\$0.533				\$0.011			
Hewlett-Packard C4280	\$0.659				\$0.027			
Hewlett-Packard C5280	\$0.645				\$0.023			
Hewlett-Packard J5780	\$0.632				\$0.033			
Lexmark X3470	\$0.415							
Lexmark X5470	\$0.493				\$0.006			
Lexmark X8350	\$0.515				\$0.007			

Test results and cost information provided by QualityLogic. Tests were performed under laboratory conditions and end-user's results may vary. Test results, ink cartridge pricing and cost per page pricing subject to change without notice by QualityLogic. All test results and cost information are provided "as-is," "as available," and all warranties, expressed or implied are hereby disclaimed. Users of the information contained herein assume full responsibility and risk of loss resulting from usage thereof.

D. Cost of Ink Per Page

Cost of Ink Per Page for each printer is calculated by summing the Cost of Ink Per Page per cartridge for each cartridge tested in a given printer model (as determined above in Section C).

$$\text{Cost of Ink Per Page} = \text{CMY} + \text{C} + \text{M} + \text{Y} + \text{K1} + \text{K2} + \text{LC} + \text{LM}$$

The Cost of Ink Per Page per printer is reflected below. Note that, due to rounding, the total CoIPP may not match the individual ink cartridge costs.

Cost of Ink Per Individual Cartridge and Total Cost of Ink Per Page

	Mono Ink Cost								Mono CoIPP
	CMY	C	M	Y	K1	K2	LC	LM	
Kodak 5100	\$0.007				\$0.028				\$0.035
Kodak 5300	\$0.007				\$0.028				\$0.035
Kodak 5500	\$0.007				\$0.028				\$0.035
Brother MFC-215C		\$0.003	\$0.002	\$0.002	\$0.064				\$0.070
Brother MFC-240C		\$0.003	\$0.002	\$0.002	\$0.062				\$0.069
Canon MP160	\$0.017				\$0.105				\$0.122
Canon MP510		\$0.004	\$0.004	\$0.003	\$0.052				\$0.063
Canon MP600		\$0.004	\$0.005	\$0.004	\$0.048	\$0.003			\$0.063
Canon MP810		\$0.005	\$0.005	\$0.004	\$0.050	\$0.003			\$0.067
Epson CX8300		\$0.010	\$0.007	\$0.006	\$0.059				\$0.082
Hewlett-Packard C3180	\$0.017				\$0.110				\$0.127
Hewlett-Packard C4280	\$0.032				\$0.134				\$0.166
Hewlett-Packard C5280	\$0.030				\$0.120				\$0.151
Hewlett-Packard J5780	\$0.020				\$0.136				\$0.156
Lexmark X3470	\$0.139								\$0.139
Lexmark X5470	\$0.014				\$0.097				\$0.111
Lexmark X8350	\$0.016				\$0.098				\$0.114

Cost of Ink Per Individual Cartridge and Total Cost of Ink Per Page

	Color Ink cost								Color CoIPP
	CMY	C	M	Y	K1	K2	LC	LM	
Kodak 5100	\$0.066				\$0.044				\$0.110
Kodak 5300	\$0.066				\$0.044				\$0.110
Kodak 5500	\$0.066				\$0.044				\$0.110
Brother MFC-215C		\$0.021	\$0.023	\$0.023	\$0.065				\$0.131
Brother MFC-240C		\$0.025	\$0.029	\$0.023	\$0.062				\$0.139
Canon MP160	\$0.123				\$0.114				\$0.238
Canon MP510		\$0.031	\$0.038	\$0.040	\$0.055				\$0.164
Canon MP600		\$0.030	\$0.039	\$0.038	\$0.051	\$0.004			\$0.163
Canon MP810		\$0.031	\$0.040	\$0.038	\$0.052	\$0.005			\$0.166
Epson CX8300		\$0.037	\$0.050	\$0.035	\$0.059				\$0.182
Hewlett-Packard C3180	\$0.152				\$0.118				\$0.270
Hewlett-Packard C4280	\$0.186				\$0.145				\$0.331
Hewlett-Packard C5280	\$0.183				\$0.133				\$0.316
Hewlett-Packard J5780	\$0.174				\$0.143				\$0.317
Lexmark X3470	\$0.276								\$0.276
Lexmark X5470	\$0.129				\$0.102				\$0.231
Lexmark X8350	\$0.133				\$0.096				\$0.229

	Photo Ink Cost								Photo CoIPP
	CMY	C	M	Y	K1	K2	LC	LM	
Kodak 5100	\$0.150				\$0.009				\$0.158
Kodak 5300	\$0.150				\$0.009				\$0.159
Kodak 5500	\$0.151				\$0.010				\$0.161
Brother MFC-215C		\$0.115	\$0.092	\$0.112	\$0.050				\$0.369
Brother MFC-240C		\$0.121	\$0.123	\$0.110	\$0.009				\$0.363
Canon MP160	\$0.364				\$0.021				\$0.385
Canon MP510		\$0.076	\$0.107	\$0.100	\$0.009				\$0.292
Canon MP600		\$0.076	\$0.101	\$0.085	\$0.026	\$0.010			\$0.299
Canon MP810		\$0.074	\$0.095	\$0.081	\$0.025	\$0.011			\$0.285
Epson CX8300		\$0.170	\$0.168	\$0.127	\$0.031				\$0.497
Hewlett-Packard C3180	\$0.524				\$0.015				\$0.539
Hewlett-Packard C4280	\$0.659				\$0.027				\$0.685
Hewlett-Packard C5280	\$0.645				\$0.023				\$0.668
Hewlett-Packard J5780	\$0.632				\$0.033				\$0.665
Lexmark X3470	\$0.415								\$0.415
Lexmark X5470	\$0.493				\$0.006				\$0.499
Lexmark X8350	\$0.515				\$0.007				\$0.522

Test results and cost information provided by QualityLogic. Tests were performed under laboratory conditions and end-user's results may vary. Test results, ink cartridge pricing and cost per page pricing subject to change without notice by QualityLogic. All test results and cost information are provided "as-is," "as available," and all warranties, expressed or implied are hereby disclaimed. Users of the information contained herein assume full responsibility and risk of loss resulting from usage thereof.

Contact Information

For information regarding this Cost of Ink Per Page Analysis, please contact the following person/s:

QualityLogic:



Dave Jollota
President, Imaging Test Solutions Group
Phone: +1-805-531-9030 x122
djollota@qualitylogic.com

Bridgeman Carney
Director of Product Management
Phone: +1-805-558-5097
bcarney@qualitylogic.com
Address: 5401 Tech Circle, Moorpark, CA, 93021-1793 USA

IDC:



Brian Clarke
Vice President, Pricing and Leasing Evaluation IDC
Phone: +1-508- 935-4765
Fax: +1-508-935-4015
bclarke@idc.com
Address: 5 Speen Street, Framingham, MA, 01701 USA

About IDC

IDC is the premier global provider of market intelligence, advisory services, and events for the information technology, telecommunications, and consumer technology markets. IDC helps IT professionals, business executives, and the investment community make fact-based decisions on technology purchases and business strategy. More than 900 IDC analysts provide global, regional, and local expertise on technology and industry opportunities and trends in over 90 countries worldwide. For more than 43 years, IDC has provided strategic insights to help our clients achieve their key business objectives. IDC is a subsidiary of IDG, the world's leading technology media, research, and events company. You can learn more about IDC by visiting www.idc.com.

Appendices

Test results and cost information provided by QualityLogic. Tests were performed under laboratory conditions and end-user's results may vary. Test results, ink cartridge pricing and cost per page pricing subject to change without notice by QualityLogic. All test results and cost information are provided "as-is," "as available," and all warranties, expressed or implied are hereby disclaimed. Users of the information contained herein assume full responsibility and risk of loss resulting from usage thereof.

Appendix A: QualityLogic Declared Yield Test Results

The following data was extracted from the Yield Reports for each product tested. Complete reports are available from QualityLogic upon request.

ISO Test Results - Summary

Test Methodology

In order to obtain these yield results, two different methodologies were used in combination with three test suites. This section will detail the common areas between the methodologies, the differences between them, and highlight some key terms from ISO/IEC 24711, 24712, and 19752 that are particularly important to understand when reviewing these yield claims.

Common Methodology and Definitions

Number of Printers Tested	Minimum of three
Number of Cartridges Tested	Minimum of nine of each color
Temperature	Testing room average 23.0°C ± 2°C with all running average temperatures between 20.0°C and 26.0°C
Humidity	Testing room average 50% ± 10% RH with all running average RH readings between 35% and 65%
Fade	Phenomenon in which a significant reduction in uniformity occurs due to ink depletion
Ink Out	Signal generated by the printing system when the usable ink in the system is depleted and the printer stops printing
End of Life (EOL)	A condition determined by one of two mechanisms: fade or ink out (only if ink out stops printing)
Semi-Continuous Printing	Printing in a continuous manner, pausing only for intra-job servicing, printer calibrations, paper changes, breaks, and end of work days
Declared Cartridge Yield	Cartridge Yield (in pages) that is at or below the lower 90% confidence bound of the average yield
Estimated Supplemental Cartridge Yield	Estimated yield for a supplemental cartridge (real or estimated with use of a proxy) calculated with at least three cartridges
Average Supplemental Cartridge Yield	Average yield for a supplemental cartridge where EOL was reached on at least nine cartridges (three per printer)
Proxy Cartridge	A primary cartridge of the same physical size as a supplemental cartridge which had a starting weight within +/- 10% of the supplemental cartridge starting weight.

**Mono Ink Methodology and Definitions –
In accordance with ISO/IEC 24711, ISO/IEC 19752**

Test Suite	ISO/IEC 19752
Driver Set-up*	See Color Ink Methodology. In addition, if a “Black Only” or “Text Only” mode was available in the driver, it was enabled.
Paper	A4 or 8 ½" x 11" (see individual test reports)
Semi-Continuous Printing	Each copy of the test suite was printed as a separate one-page print job allowing for some intra-job servicing and calibration to take place
Primary Cartridge	The black cartridge or, if no black cartridge was present, the color cartridges that were used to develop composite black.
Supplemental Cartridge	Any installed cartridge except the full density black cartridge, including the full density Cyan, Magenta, and Yellow cartridges, as well as any photo cartridges
Individual Cartridge Yield	The number of test pages printed between cartridge installation and end of life

**Color Ink Methodology and Definitions –
In accordance with ISO/IEC 24711, ISO IEC 24712**

Test Suite	ISO/IEC 24712
Driver Set-up*	All image and print quality modifiers were set to their factory pre-set configuration for the printer and default installed condition for the driver. If auto media detection was available on the printer, it was disabled and media-type set to plain paper.
Paper	A4 or 8 ½" by 11" (see individual test reports)
Semi-Continuous Printing	Each copy of the test suite was printed as a separate five-page print job allowing for some intra-job servicing and calibration to take place
Primary Cartridge	Cartridge containing full density black, cyan, magenta, or yellow, or a combination of full density cyan, magenta and yellow.
Supplemental Cartridge	Cartridge other than the full density cyan, magenta, yellow and black cartridges
Individual Cartridge Yield	Value determined by counting the number of diagnostic pages (last page of the test page suite) printed between cartridge installation and end of life, and multiplying by five

**Photo Ink Methodology and Definitions –
In accordance with QualityLogic Color Photo Cartridge Yield Test
Methodology**

Test Suite	QualityLogic Color Photo Suite
Driver Set-up*	The highest print quality mode readily available in the driver was used
Paper	The best photo paper recommended by each manufacturer. A4 or 8 ½" x 11" papers were used to print a borderless 4" x 6" (approximately 10 x 15 cm) photo. (See individual test reports)
Semi-Continuous Printing	Each copy of the test suite was printed as a separate 10-page print job allowing for some intra-job servicing and calibration to take place
Primary Cartridge	Cyan, Magenta, Yellow and Photo cartridges or any cartridges containing these colors were considered as primary cartridges. In addition, any other cartridge that exhausted nine or more cartridges during the execution of nine of the above cartridges was considered as primary.
Supplemental Cartridge	Any cartridge installed in the printer while printing photos that did not meet the definition of a primary cartridge was considered a supplemental cartridge
Individual Cartridge Yield	The number of test pages printed between cartridge installation and end of life

Detailed Test Results

The following data was extracted from the Yield Reports for each product tested – complete reports are available upon request.

Printer Identifier	Kodak EASYSHARE 5100
Printer Manufacturer	Kodak
Cartridge Identifier	3J8965 & 3J8966
Cartridge Type	Separate ink supply and print head
Date Tested	April 18, 2007 to April 24, 2007
EOL Criteria	This printer has Ink Out which stops printing. Whichever came first, either Ink Out or Fade, was used as the EOL criteria.
Print mode used	Continuous
Paper Size	Letter
Media used	Xerox Business 4200, 92 Brightness, 20lb. weight
Driver version	Driver Version = 04/03/2007,2.5.119.0 The following driver settings were used: Print Quality = Normal Paper Size = Letter Using the 19752 Mono test page, the setting in the Advanced Tab "Print Colors as: Black and White" was selected.

Declaration of Yield

Inkjet Cartridge Yield when tested in Kodak EASYSHARE 5100:

Using the test suite defined in ISO/IEC 24712 provides the following results:

- Average K (Black) Cartridge Yield – Up to 342 standard pages
- Average Color Cartridge Yield – Up to 378 standard pages

Using the test page defined in ISO/IEC 19752 provides the following results:

- Average K (Black) Cartridge Yield – Up to 537 standard pages
- Estimated supplemental Color Cartridge Yield – Up to 3,747 standard pages

Values obtained by continuous printing. Declared yield values in accordance with ISO/IEC 24711

ISO 24712

Cartridge Identifier	Color	Average (pages)	90% Lower Confidence (pages)	Number used in calculations/test
3J8965	K (Black)	347	342	9/12
3J8966	Color	385	378	9/9

ISO 19752

Cartridge Identifier	Color	Average (pages)	90% Lower Confidence (pages)	Number used in calculations/test
3J8965	K (Black)	539	537	21/21
3J8966*	Color	3,773	3,747	3/3

* Denotes supplemental cartridge

Printer Identifier	Kodak EASYSHARE 5100
Printer Manufacturer	Kodak
Cartridge Identifier	3J8965 & 3J8966
Cartridge Type	Separate ink supply and print head
Date Tested	May 4, 2007
EOL Criteria	This printer has Ink Out which stops printing. Whichever came first, either Ink Out or Fade, was used as the EOL criteria.
Print mode used	Continuous
Paper Size	4" x 6" borderless photo on 8 ½" x 11" photo paper
Media used	Ultra Premium Photo Paper - Kodak
Driver version	Driver Version = 04/03/2007,2.5.119.0 The following driver settings were used: Print Quality = Normal Paper Size = Letter No settings were available in the driver for Photo printing.

Declaration of Yield

Inkjet Cartridge Yield when tested in Kodak EASYSHARE 5100:

Using the QualityLogic Color Photo test suite provides the following results:

Average Color Cartridge Yield – Up to 167 standard pages

Estimated supplemental K (Black) Cartridge Yield – Up to 1,695 standard pages

Values obtained by continuous printing. Declared yield values in accordance with QualityLogic Color Photo Yield Test Methodology

QualityLogic Color Photo Suite

Cartridge Identifier	Color	Average (pages)	90% Lower Confidence (pages)	Number used in calculations/test
3J8966	Color	167	167	9/9
3J8965*	K (Black)	1,730	1,695	3/3

* Denotes supplemental cartridge

Printer Identifier	Kodak EASYSHARE 5300
Printer Manufacturer	Kodak
Cartridge Identifier	3J8965 & 3J8966
Cartridge Type	Separate ink supply and print head
Date Tested	April 18, 2007 to April 24, 2007
EOL Criteria	This printer has Ink Out which stops printing. Whichever came first, either Ink Out or Fade, was used as the EOL criteria.
Print mode used	Continuous
Paper Size	Letter
Media used	Xerox Business 4200, 92 Brightness, 20lb. weight
Driver version	Driver Version = 04/03/2007,2.5.119.0 The following driver settings were used: Print Quality = Normal Paper Size = Letter Using the 19752 Mono test page, the setting in the Advanced Tab "Print Colors as: Black and White" was selected.

Declaration of Yield

Inkjet Cartridge Yield when tested in Kodak EASYSHARE 5300:

Using the test suite defined in ISO/IEC 24712 provides the following results:

Average K (Black) Cartridge Yield: Up to 342 standard pages

Average Color Cartridge Yield: Up to 378 standard pages

Using the test page defined in ISO/IEC 19752 provides the following results:

Average K (Black) Cartridge Yield: Up to 536 standard pages

Estimated supplemental Color Cartridge Yield: Up to 3,753 standard pages

Values obtained by continuous printing. Declared yield value in accordance with ISO/IEC 24711.

ISO 24712

Cartridge Identifier	Color	Average (pages)	90% Lower Confidence (pages)	Number used in calculations/test
3J8965	K (Black)	347	342	9/12
3J8966	Color	385	378	9/9

ISO 19752

Cartridge Identifier	Color	Average (pages)	90% Lower Confidence (pages)	Number used in calculations/test
3J8965	K (Black)	537	536	21/21
3J8966*	Color	3,758	3,753	3/3

* Denotes supplemental cartridge

Printer Identifier	Kodak EASYSHARE 5300
Printer Manufacturer	Kodak
Cartridge Identifier	3J8965 & 3J8966
Cartridge Type	Separate ink supply and print head
Date Tested	May 3, 2007 to May 4, 2007
EOL Criteria	This printer has Ink Out which stops printing. Whichever came first, either Ink Out or Fade, was used as the EOL criteria.
Print mode used	Continuous
Paper Size	4" x 6" borderless photo on 8 ½" x 11" photo paper
Media used	Ultra Premium Photo Paper - Kodak
Driver version	Driver Version = 04/03/2007,2.5.119.0 The following driver settings were used: Print Quality = Normal Paper Size = Letter No settings were available in the driver for Photo printing.

Declaration of Yield

Inkjet Cartridge Yield when tested in Kodak EASYSHARE 5300:

Using the QualityLogic Color Photo Suite:

Average Color Cartridge Yield: Up to 167 standard pages

Estimated supplemental K (Black) Cartridge Yield: Up to 1663 standard pages

Values obtained by continuous printing. Declared yield value in accordance with QualityLogic Color Photo Cartridge Yield Test Methodology.

QualityLogic Color Photo Suite

Cartridge Identifier	Color	Average (pages)	90% Lower Confidence (pages)	Number used in calculations/test
3J8966	Color	167	167	9/9
3J8965*	K (Black)	1,911	1,663	3/3

* Denotes supplemental cartridge

Printer Identifier	Kodak EASYSHARE 5500
Printer Manufacturer	Kodak
Cartridge Identifier	3J8965 & 3J8966
Cartridge Type	Separate ink supply and print head
Date Tested	July 10, 2007 to July 19, 2007
EOL Criteria	This printer has Ink Out which stops printing. Whichever came first, either Ink Out or Fade, was used as the EOL criteria.
Print mode used	Continuous
Paper Size	Letter
Media used	Xerox Business 4200, 92 Brightness, 20lb. weight
Driver version	Driver Version = 04/03/2007,2.5.119.0 The following driver settings were used: Print Quality = Normal Paper Size = Letter Using the 19752 Mono test page, the setting in the Advanced Tab "Print Colors as: Black and White" was selected.

Declaration of Yield

Inkjet Cartridge Yield when tested in Kodak EASYSHARE 5500 All-in-One:

Using the test suite defined in ISO/IEC 24712 provides the following results:

Average K (Black) Cartridge Yield – Up to 342 standard pages

Average Color Cartridge Yield – Up to 376 standard pages

Using the test page defined in ISO/IEC 19752 provides the following results:

Average K (Black) Cartridge Yield – Up to 535 standard pages

Estimated supplemental Color Cartridge Yield Up to 3,741 standard pages

Values obtained by continuous printing. Declared yield values in accordance with ISO/IEC 24711

ISO 24712

Cartridge Identifier	Color	Average (pages)	90% Lower Confidence (pages)	Number used in calculations/test
3J8965	K (Black)	346	342	9/15
3J8966	Color	383	376	9/12

ISO 19752

Cartridge Identifier	Color	Average (pages)	90% Lower Confidence (pages)	Number used in calculations/test
3J8965	K (Black)	536	535	21/21
3J8966*	Color	3,755	3,741	3/3

* Denotes supplemental cartridge

Printer Identifier	Kodak EASYSHARE 5500
Printer Manufacturer	Kodak
Cartridge Identifier	3J8965 & 3J8966
Cartridge Type	Separate ink supply and print head
Date Tested	July 19, 2007 to July 20, 2007
EOL Criteria	This printer has Ink Out which stops printing. Whichever came first, either Ink Out or Fade, was used as the EOL criteria.
Print mode used	Continuous
Paper Size	4" x 6" borderless photo on 8 ½" x 11" photo paper
Media used	Ultra Premium Photo Paper - Kodak
Driver version	Driver Version = 04/03/2007,2.5.119.0 The following driver settings were used: Print Quality = Normal Paper Size = Letter No settings were available in the driver for Photo printing.

Declaration of Yield

Inkjet Cartridge Yield when tested in Kodak EASYSHARE 5500 All-in-One:

Using the QualityLogic Color Photo test suite provides the following results:

Average Color Cartridge Yield – Up to 166 standard pages

Estimated supplemental K (Black) Cartridge Yield – Up to 1,472 standard pages

Values obtained by continuous printing. Declared yield values in accordance with QualityLogic Color Photo Yield Test Methodology

QualityLogic Color Photo Suite

Cartridge Identifier	Color	Average (pages)	90% Lower Confidence (pages)	Number used in calculations/test
3J8966	Color	167	166	9/9
3J8965*	K (Black)	1,700	1,472	3/3

* Denotes supplemental cartridge

Printer Identifier	Brother MFC-215C
Printer Manufacturer	Brother
Cartridge Identifier	LC-900BK, LC-900C, LC-900M, LC-900Y
Cartridge Type	Separate ink supply and print head
Date Tested	June 1, 2007 to June 13, 2007
EOL Criteria	This printer has Ink Out which stops printing. Whichever came first, either Ink Out or Fade, was used as the EOL criteria.
Print mode used	Continuous
Paper Size	A4
Media used	Hammermill Fore MP-White, 96 Brightness 20lb. weight
Driver version	Driver Version = 5.01 for Windows 2000/XP The following driver settings were used: Quality = Normal Media Type = Plain Paper Page Size = A4

Declaration of Yield

Inkjet Cartridge Yield when tested in Brother MFC-215C:

Using the test suite defined in ISO/IEC 24712 provides the following results:

- Average K (Black) Cartridge Yield – Up to 514 standard pages
- Average Cyan Cartridge Yield – Up to 905 standard pages
- Average Yellow Cartridge Yield – Up to 811 standard pages
- Average Magenta Cartridge Yield – Up to 828 standard pages

Using the test page defined in ISO/IEC 19752 provides the following results:

- Average K (Black) Cartridge Yield – Up to 523 standard pages
- Estimated supplemental Cyan Cartridge Yield Up to 7,311 standard pages
- Estimated supplemental Yellow Cartridge Yield Up to 10,110 standard pages
- Estimated supplemental Magenta Cartridge Yield Up to 10,831 standard pages

Values obtained by continuous printing. Declared yield value in accordance with ISO/IEC 24711.

ISO 24712

Cartridge Identifier	Color	Average (pages)	90% Lower Confidence (pages)	Number used in calculations/test
LC-900BK	K (Black)	525	514	16/22
LC-900C	Cyan	981	905	9/12
LC-900Y	Yellow	837	811	9/16
LC-900M	Magenta	847	828	9/15

ISO 19752

Cartridge Identifier	Color	Average (pages)	90% Lower Confidence (pages)	Number used in calculations/test
LC-900BK	K (Black)	534	523	9/9
LC-900C*	Cyan	14,472	7,311	3/3
LC-900Y*	Yellow	16,892	10,110	3/3
LC-900M*	Magenta	17,464	10,831	3/3

* Denotes supplemental cartridge

Test results and cost information provided by QualityLogic. Tests were performed under laboratory conditions and end-user's results may vary. Test results, ink cartridge pricing and cost per page pricing subject to change without notice by QualityLogic. All test results and cost information are provided "as-is," "as available," and all warranties, expressed or implied are hereby disclaimed. Users of the information contained herein assume full responsibility and risk of loss resulting from usage thereof.

Printer Identifier	Brother MFC-215C
Printer Manufacturer	Brother
Cartridge Identifier	LC-900BK, LC-900C, LC-900M, LC-900Y
Cartridge Type	Separate ink supply and print head
Date Tested	June 14, 2007 to August 6, 2007
EOL Criteria	This printer has Ink Out which stops printing. Whichever came first, either Ink Out or Fade, was used as the EOL criteria.
Print mode used	Continuous
Paper Size	4" x 6" borderless photo on 8 ½" x 11" photo paper
Media used	Innobella™ Premium Glossy Photo Paper (BP61GLL)
Driver version	Driver Version = 5.01 for Windows 2000/XP The following driver settings were used: Quality = Highest Media Type = Glossy Paper Page Size = A4

Declaration of Yield

Inkjet Cartridge Yield when tested in Brother MFC-215C:

Using the QualityLogic Color Photo Suite:

- Average Cyan Cartridge Yield – Up to 162 standard pages
- Average Yellow Cartridge Yield – Up to 166 standard pages
- Average Magenta Cartridge Yield – Up to 203 standard pages
- Estimated supplemental K (Black) Cartridge Yield – Up to 672 standard pages

Values obtained by continuous printing. Declared yield value in accordance with QualityLogic Color Photo Cartridge Yield Test Methodology.

QualityLogic Color Photo Suite

Cartridge Identifier	Color	Average (pages)	90% Lower Confidence (pages)	Number used in calculations/test
LC-900C	Cyan	166	162	9/12
LC-900Y	Yellow	170	166	9/12
LC-900M	Magenta	209	203	9/9
LC-900BK*	K (Black)	674	672	3/3

* Denotes supplemental cartridge

Test results and cost information provided by QualityLogic. Tests were performed under laboratory conditions and end-user's results may vary. Test results, ink cartridge pricing and cost per page pricing subject to change without notice by QualityLogic. All test results and cost information are provided "as-is," "as available," and all warranties, expressed or implied are hereby disclaimed. Users of the information contained herein assume full responsibility and risk of loss resulting from usage thereof.

Printer Identifier	Brother MFC-240C
Printer Manufacturer	Brother
Cartridge Identifier	LC-1000BK, LC-1000C, LC-1000M, LC-1000Y
Cartridge Type	Separate ink supply and print head
Date Tested	May 22, 2007 to May 30, 2007
EOL Criteria	This printer has Ink Out which stops printing. Whichever came first, either Ink Out or Fade, was used as the EOL criteria.
Print mode used	Continuous
Paper Size	A4
Media used	Hammermill Fore MP-White, 96 Brightness 20lb. weight
Driver version	Driver Version = 5.02 for Windows 2000/XP The following driver settings were used: Quality = Normal Media Type = Plain Paper Page Size = A4

Declaration of Yield

Inkjet Cartridge Yield when tested in Brother MFC-240C:

Using the test suite defined in ISO/IEC 24712 provides the following results:

- Average K (Black) Cartridge Yield – Up to 544 standard pages
- Average Cyan Cartridge Yield – Up to 734 standard pages
- Average Yellow Cartridge Yield – Up to 807 standard pages
- Average Magenta Cartridge Yield – Up to 645 standard pages

Using the test page defined in ISO/IEC 19752 provides the following results:

- Average K (Black) Cartridge Yield – Up to 545 standard pages
- Estimated supplemental Cyan Cartridge Yield Up to 7,012 standard pages
- Estimated supplemental Yellow Cartridge Yield Up to 8,253 standard pages
- Estimated supplemental Magenta Cartridge Yield Up to 8,594 standard pages

Values obtained by continuous printing. Declared yield value in accordance with ISO/IEC 24711.

ISO 24712

Cartridge Identifier	Color	Average (pages)	90% Lower Confidence (pages)	Number used in calculations/test
LC-1000BK	K (Black)	549	544	12/18
LC-1000C	Cyan	778	734	9/15
LC-1000Y	Yellow	829	807	9/12
LC-1000M	Magenta	656	645	9/15

ISO 19752

Cartridge Identifier	Color	Average (pages)	90% Lower Confidence (pages)	Number used in calculations/test
LC-1000BK	K (Black)	553	545	9/9
LC-1000C*	Cyan	7,715	7,012	3/3
LC-1000Y*	Yellow	8,797	8,253	3/3
LC-1000M*	Magenta	8,988	8,594	3/3

* Denotes supplemental cartridge

Test results and cost information provided by QualityLogic. Tests were performed under laboratory conditions and end-user's results may vary. Test results, ink cartridge pricing and cost per page pricing subject to change without notice by QualityLogic. All test results and cost information are provided "as-is," "as available," and all warranties, expressed or implied are hereby disclaimed. Users of the information contained herein assume full responsibility and risk of loss resulting from usage thereof.

Printer Identifier	Brother MFC-240C
Printer Manufacturer	Brother
Cartridge Identifier	LC-1000BK, LC-1000C, LC-1000M, LC-1000Y
Cartridge Type	Separate ink supply and print head
Date Tested	June 8, 2007 to June 15, 2007
EOL Criteria	This printer has Ink Out which stops printing. Whichever came first, either Ink Out or Fade, was used as the EOL criteria.
Print mode used	Continuous
Paper Size	4" x 6" borderless photo on 210 x 297 mm photo paper
Media used	Innobella™ A4 Premium Glossy Photo Paper (BP61GLA)
Driver version	Driver Version = 5.02 for Windows 2000/XP The following driver settings were used: Quality = Highest Media Type = Brother Premium Glossy Photo Paper Page Size = A4

Declaration of Yield

Inkjet Cartridge Yield when tested in Brother MFC-240C:

Using the QualityLogic Color Photo Suite:

- Average Cyan Cartridge Yield – Up to 154 standard pages
- Average Yellow Cartridge Yield – Up to 170 standard pages
- Average Magenta Cartridge Yield – Up to 152 standard pages
- Estimated supplemental K (Black) Cartridge Yield – Up to 3,595 standard pages

Values obtained by continuous printing. Declared yield value in accordance with QualityLogic Color Photo Cartridge Yield Test Methodology.

QualityLogic Color Photo Suite

Cartridge Identifier	Color	Average (pages)	90% Lower Confidence (pages)	Number used in calculations/test
LC-1000C	Cyan	160	154	9/12
LC-1000Y	Yellow	177	170	9/9
LC-1000M	Magenta	160	152	9/12
LC-1000BK*	K (Black)	3,707	3,595	3/3

* Denotes supplemental cartridge

Printer Identifier	Canon PIXMA MP160
Printer Manufacturer	Canon
Cartridge Identifier	PG-40 & CL-41
Cartridge Type	Integral ink supply and print head
Date Tested	January 30, 2007 to February 5, 2007
EOL Criteria	Fade
Print mode used	Continuous
Paper Size	Letter
Media used	Xerox Business 4200, 92 Brightness, 20lb. weight
Driver version	Driver Version = 05/11/2006 The following default driver settings were used: Paper = Plain Quality = Standard

Declaration of Yield

Inkjet Cartridge Yield when tested in Canon PIXMA MP160:

Using the test suite defined in ISO/IEC 24712 provides the following results:

Average K (Black) Cartridge Yield: Up to 332 standard pages

Average Tri-color Cartridge Yield: Up to 324 standard pages

Using the test page defined in ISO/IEC 19752 provides the following results:

Average K (Black) Cartridge Yield: Up to 360 standard pages

Estimated supplemental Tri-color Cartridge Yield: Up to 2,411 standard pages

Values obtained by continuous printing. Declared yield value in accordance with ISO/IEC 24711.

ISO 24712

Cartridge Identifier	Color	Average (pages)	90% Lower Confidence (pages)	Number used in calculations/test
PG-40	K (Black)	349	332	9/12
CL-41	Tri-color	333	324	9/15

ISO 19752

Cartridge Identifier	Color	Average (pages)	90% Lower Confidence (pages)	Number used in calculations/test
PG-40	K (Black)	370	360	9/9
CL-41*	Tri-color	2,548	2,411	3/3

* Denotes supplemental cartridge

Printer Identifier	Canon PIXMA MP160
Printer Manufacturer	Canon
Cartridge Identifier	PG-40 & CL-41
Cartridge Type	Integral ink supply and print head
Date Tested	February 6, 2007 to February 7, 2007
EOL Criteria	Fade
Print mode used	Continuous
Paper Size	4" x 6" borderless photo on 8 ½" x 11" photo paper
Media used	PP-101, Photo Paper Plus Glossy
Driver version	Driver Version = 05/11/2006 The following driver settings were used: Print Quality = High Paper Type = Photo Paper Plus Glossy

Declaration of Yield

Inkjet Cartridge Yield when tested in Canon PIXMA MP160:

Using the QualityLogic Color Photo Suite:

Average Tri-color Cartridge Yield: Up to 110 standard pages

Estimated supplemental K (Black) Cartridge Yield: Up to 1,786 standard pages

Values obtained by continuous printing. Declared yield value in accordance with QualityLogic Color Photo Cartridge Yield Test Methodology.

QualityLogic Color Photo Suite

Cartridge Identifier	Color	Average (pages)	90% Lower Confidence (pages)	Number used in calculations/test
CL-41	Tri-color	113	110	9/9
PG-40*	K (Black)	1,808	1,786	3/3

* Denotes supplemental cartridge

Printer Identifier	Canon PIXMA MP510
Printer Manufacturer	Canon
Cartridge Identifier	PGI-5 & CLI-8C, CLI-8Y, CLI-8M
Cartridge Type	Separate ink supply and print head
Date Tested	January 31, 2007 to February 12, 2007
EOL Criteria	This printer has Ink Out which stops printing. Whichever came first, either Ink Out or Fade, was used as the EOL criteria.
Print mode used	Continuous
Paper Size	Letter
Media used	Xerox Business 4200, 92 Brightness, 20lb. weight
Driver version	Driver Version = 04/24/2006, 1.95.2.60 The driver's default setting was used: Print Quality = Standard Media Type = Plain

Declaration of Yield

Inkjet Cartridge Yield when tested in Canon PIXMA MP510:

Using the test suite defined in ISO/IEC 24712 provides the following results:

- Average K (Black) Cartridge Yield Up to 490 standard pages
- Average Cyan Cartridge Yield Up to 874 standard pages
- Average Yellow Cartridge Yield Up to 666 standard pages
- Average Magenta Cartridge Yield Up to 713 standard pages

Using the test page defined in ISO/IEC 19752 provides the following results:

- Average K (Black) Cartridge Yield Up to 521 standard pages
- Estimated supplemental Cyan Cartridge Yield Up to 6,680 standard pages
- Estimated supplemental Yellow Cartridge Yield Up to 8,584 standard pages
- Estimated supplemental Magenta Cartridge Yield Up to 6,360 standard pages

Values obtained by continuous printing. Declared yield value in accordance with ISO/IEC 24711.

ISO 24712

Cartridge Identifier	Color	Average (pages)	90% Lower Confidence (pages)	Number used in calculations/test
PGI-5	K (Black)	504	490	9/12
CLI-8C	Cyan	903	874	9/12
CLI-8Y	Yellow	706	666	9/12
CLI-8M	Magenta	724	713	9/12

ISO 19752

Cartridge Identifier	Color	Average (pages)	90% Lower Confidence (pages)	Number used in calculations/test
PGI-5	K (Black)	532	521	9/9
CLI-8C*	Cyan	7,059	6,680	3/3
CLI-8Y*	Yellow	8,924	8,584	3/3
CLI-8M*	Magenta	6,699	6,360	3/3

* Denotes supplemental cartridge

Printer Identifier	Canon PIXMA MP510
Printer Manufacturer	Canon
Cartridge Identifier	PGI-5 & CLI-8C, CLI-8Y, CLI-8M
Cartridge Type	Separate ink supply and print head
Date Tested	February 6, 2007 to February 9, 2007
EOL Criteria	This printer has Ink Out which stops printing. Whichever came first, either Ink Out or Fade, was used as the EOL criteria.
Print mode used	Continuous
Paper Size	4" x 6" borderless photo on 8 ½" x 11" photo paper
Media used	PP-101, Photo Paper Plus Glossy
Driver version	Driver Version = 04/24/2006, 1.95.2.60 The following driver settings were used: Print Quality = High Media Type = Photo Paper Plus Glossy

Declaration of Yield

Inkjet Cartridge Yield when tested in Canon PIXMA MP510

Using the QualityLogic Color Photo Suite:

- Average Cyan Cartridge Yield Up to 354 standard pages
- Average Yellow Cartridge Yield Up to 269 standard pages
- Average Magenta Cartridge Yield Up to 252 standard pages
- Estimated supplemental K (Black) Cartridge Yield Up to 2,979 standard pages

Values obtained by continuous printing. Declared yield value in accordance with QualityLogic Color Photo Cartridge Yield Test Methodology.

QualityLogic Color Photo Suite

Cartridge Identifier	Color	Average (pages)	90% Lower Confidence (pages)	Number used in calculations/test
CLI-8C	Cyan	363	354	9/9
CLI-8Y	Yellow	273	269	11/14
CLI-8M	Magenta	256	252	12/15
PGI-5*	K (Black)	3,050	2,979	3/3

* Denotes supplemental cartridge

Printer Identifier	Canon PIXMA MP600
Printer Manufacturer	Canon
Cartridge Identifier	PGI-5 & CLI-8C, CLI-8Y, CLI-8M, CLI-8B
Cartridge Type	Separate ink supply and print head
Date Tested	January 22, 2007 to February 1, 2007
EOL Criteria	This printer has Ink Out which stops printing. Whichever came first, either Ink Out or Fade, was used as the EOL criteria.
Print mode used	Continuous
Paper Size	Letter
Media used	Xerox Business 4200, 92 Brightness, 20lb. weight
Driver version	Driver Version = 05/01/2006, 1.95.2.70 The driver's default setting was used: Print Quality = Standard Media Type = Plain

Declaration of Yield

Inkjet Cartridge Yield when tested in Canon PIXMA MP600:

Using the test suite defined in ISO/IEC 24712 provides the following results:

- Average K (Pigment Black) Cartridge Yield: Up to 532 standard pages
- Average Cyan Cartridge Yield: Up to 900 standard pages
- Average Yellow Cartridge Yield: Up to 702 standard pages
- Average Magenta Cartridge Yield: Up to 686 standard pages
- Estimated supplemental K (Black) Cartridge Yield: Up to 6,348 standard pages

Using the test page defined in ISO/IEC 19752 provides the following results:

- Average K (Pigment Black) Cartridge Yield: Up to 561 standard pages
- Estimated supplemental K (Black) Cartridge Yield: Up to 10,753 standard pages
- Estimated supplemental Cyan Cartridge Yield: Up to 6,323 standard pages
- Estimated supplemental Yellow Cartridge Yield: Up to 7,410 standard pages
- Estimated supplemental Magenta Cartridge Yield: Up to 5,708 standard pages

Values obtained by continuous printing. Declared yield value in accordance with ISO/IEC 24711.

ISO 24712

Cartridge Identifier	Color	Average (pages)	90% Lower Confidence (pages)	Number used in calculations/test
PGI-5	K (Pigment Black)	542	532	13/20
CLI-8C	Cyan	919	900	9/12
CLI-8Y	Yellow	711	702	9/15
CLI-8M	Magenta	699	686	9/15
CLI-8B*	K (Black)	7,474	6,348	3/6

ISO 19752

Cartridge Identifier	Color	Average (pages)	90% Lower Confidence (pages)	Number used in calculations/test
PGI-5	K (Pigment Black)	566	561	9/9
CLI-8C*	Cyan	6,440	6,323	3/3
CLI-8Y*	Yellow	7,531	7,410	3/3
CLI-8M*	Magenta	5,795	5,708	3/3
CLI-8B*	K (Black)	10,990	10,753	3/3

* Denotes supplemental cartridge

Test results and cost information provided by QualityLogic. Tests were performed under laboratory conditions and end-user's results may vary. Test results, ink cartridge pricing and cost per page pricing subject to change without notice by QualityLogic. All test results and cost information are provided "as-is," "as available," and all warranties, expressed or implied are hereby disclaimed. Users of the information contained herein assume full responsibility and risk of loss resulting from usage thereof.

Printer Identifier	Canon PIXMA MP600
Printer Manufacturer	Canon
Cartridge Identifier	PGI-5 & CLI-8C, CLI-8Y, CLI-8M, CLI-8B
Cartridge Type	Separate ink supply and print head
Date Tested	January 26, 2007 to January 31, 2007
EOL Criteria	This printer has Ink Out which stops printing. Whichever came first, either Ink Out or Fade, was used as the EOL criteria.
Print mode used	Continuous
Paper Size	4" x 6" borderless photo on 8 ½" x 11" photo paper
Media used	PP-101, Photo Paper Plus Gloss
Driver version	Driver Version = 05/01/2006, 1.95.2.70 The following driver settings were used: Print Quality = High Media Type = Photo Paper Plus Glossy

Declaration of Yield

Inkjet Cartridge Yield when tested in Canon PIXMA MP600:

Using the QualityLogic Color Photo Suite:

- Average Cyan Cartridge Yield: Up to 353 standard pages
- Average Yellow Cartridge Yield: Up to 316 standard pages
- Average Magenta Cartridge Yield: Up to 267 standard pages
- Estimated supplemental K (Black) Cartridge Yield: Up to 1,037 standard pages
- Estimated supplemental K (Pigment Black) Cartridge Yield: Up to 2,635 standard pages

Values obtained by continuous printing. Declared yield value in accordance with QualityLogic Color Photo Cartridge Yield Test Methodology.

QualityLogic Color Photo Suite

Cartridge Identifier	Color	Average (pages)	90% Lower Confidence (pages)	Number used in calculations/test
CLI-8C	Cyan	363	353	9/9
CLI-8Y	Yellow	327	316	9/12
CLI-8M	Magenta	276	267	10/13
CLI-8B*	K (Black)	1,092	1,037	3/3
PGI-5*	K (Pigment Black)	2,750	2,635	3/3

* Denotes supplemental cartridge

Test results and cost information provided by QualityLogic. Tests were performed under laboratory conditions and end-user's results may vary. Test results, ink cartridge pricing and cost per page pricing subject to change without notice by QualityLogic. All test results and cost information are provided "as-is," "as available," and all warranties, expressed or implied are hereby disclaimed. Users of the information contained herein assume full responsibility and risk of loss resulting from usage thereof.

Printer Identifier	Canon PIXMA MP810
Printer Manufacturer	Canon
Cartridge Identifier	PGI-5 & CLI-8C, CLI-8Y, CLI-8M, CLI-8B
Cartridge Type	Separate ink supply and print head
Date Tested	February 5, 2007 to February 8, 2007
EOL Criteria	This printer has Ink Out which stops printing. Whichever came first, either Ink Out or Fade, was used as the EOL criteria.
Print mode used	Continuous
Paper Size	Letter
Media used	Xerox Business 4200, 92 Brightness, 20lb. weight
Driver version	Driver Version = 06/23/2006, 1.95.3.30 The following default driver settings were used: Media Type = Plain Paper Quality = Standard

Declaration of Yield

Inkjet Cartridge Yield when tested in Canon PIXMA MP810:

Using the test suite defined in ISO/IEC 24712 provides the following results:

- Average K (Pigment Black) Cartridge Yield: Up to 514 standard pages
- Average Cyan Cartridge Yield: Up to 873 standard pages
- Average Yellow Cartridge Yield: Up to 712 standard pages
- Average Magenta Cartridge Yield: Up to 672 standard pages
- Estimated Supplemental K (Black) Cartridge Yield: Up to 5,782 standard pages

Using the test page defined in ISO/IEC 19752 provides the following results:

- Average K (Pigment Black) Cartridge Yield: Up to 541 standard pages
- Estimated Supplemental K (Black) Cartridge Yield: Up to 9,740 standard pages
- Estimated Supplemental Cyan Cartridge Yield: Up to 5,240 standard pages
- Estimated Supplemental Yellow Cartridge Yield: Up to 6,996 standard pages
- Estimated Supplemental Magenta Cartridge Yield: Up to 4,937 standard pages

Values obtained by continuous printing. Declared yield value in accordance with ISO/IEC 24711.

ISO 24712

Cartridge Identifier	Color	Average (pages)	90% Lower Confidence (pages)	Number used in calculations/test
PGI-5	K (Pigment Black)	517	514	15/21
CLI-8C	Cyan	894	873	9/12
CLI-8Y	Yellow	728	712	9/15
CLI-8M	Magenta	688	672	9/15
CLI-8B*	K (Black)	6,168	5,782	3/6

ISO 19752

Cartridge Identifier	Color	Average (pages)	90% Lower Confidence (pages)	Number used in calculations/test
PGI-5	K (Pigment Black)	547	541	9/9
CLI-8C*	Cyan	5,767	5,240	3/3
CLI-8Y*	Yellow	7,819	6,996	3/3
CLI-8M*	Magenta	5,632	4,937	3/3
CLI-8B*	K (Black)	10,983	9,740	3/3

* Denotes supplemental cartridge

Printer Identifier	Canon PIXMA MP810
Printer Manufacturer	Canon
Cartridge Identifier	PGI-5 & CLI-8C, CLI-8Y, CLI-8M, CLI-8B
Cartridge Type	Separate ink supply and print head
Date Tested	February 8, 2007 to February 12, 2007
EOL Criteria	This printer has Ink Out which stops printing. Whichever came first, either Ink Out or Fade, was used as the EOL criteria.
Print mode used	Continuous
Paper Size	4" x 6" borderless photo on 8 ½" x 11" photo paper
Media used	PP-101, Photo Paper Plus Glossy
Driver version	Driver Version = 06/23/2006, 1.95.3.30 The following driver settings were used: Print Quality = High Media Type = Photo Paper Plus Glossy

Declaration of Yield

Inkjet Cartridge Yield when tested in Canon PIXMA MP810:

Using the QualityLogic Color Photo Suite:

Average Cyan Cartridge Yield: Up to 366 standard pages

Average Yellow Cartridge Yield: Up to 333 standard pages

Average Magenta Cartridge Yield: Up to 284 standard pages

Estimated supplemental K (Black) Cartridge Yield: Up to 1,099 standard pages

Estimated supplemental K (Pigment Black) Cartridge Yield: Up to 2,553 standard pages

Values obtained by continuous printing. Declared yield value in accordance with QualityLogic Color Photo Cartridge Yield Test Methodology.

QualityLogic Color Photo Suite

Cartridge Identifier	Color	Average (pages)	90% Lower Confidence (pages)	Number used in calculations/test
CLI-8C	Cyan	377	366	9/9
CLI-8Y	Yellow	341	333	9/12
CLI-8M	Magenta	290	284	9/12
CLI-8B*	K (Black)	1,145	1,099	3/3
PGI-5*	K (Pigment Black)	2,672	2,553	3/3

* Denotes supplemental cartridge

Printer Identifier	Epson Stylus CX8300
Printer Manufacturer	Epson
Cartridge Identifier	T0731, T0732, T0733, T0734
Cartridge Type	Separate ink supply and print head
Date Tested	April 3, 2008 to April 7, 2008
EOL Criteria	This printer has Ink Out which stops printing. Whichever came first, either Ink Out or Fade, was used as the EOL criteria.
Print mode used	Continuous
Paper Size	Letter
Media used	Xerox Business 4200, 92 Brightness, 20lb. weight
Driver version	DriverVer=5/11/2007, 6.50.00.00 The following driver settings were changed from default: Color Ink Test: The drivers default settings were used for testing. Mono Ink Test: Calidad de impresion = Changed to Texto from Texto e imagenes. The "Solo tinta negra" option was enabled in the Avanzado tab.

Declaration of Yield

Inkjet Cartridge Yield when tested in Epson Stylus CX8300:

Using the test suite defined in ISO/IEC 24712 provides the following results:

- Average K (Black) Cartridge Yield: Up to 245 standard pages
- Average Cyan Cartridge Yield: Up to 390 standard pages
- Average Yellow Cartridge Yield: Up to 411 standard pages
- Average Magenta Cartridge Yield: Up to 289 standard pages

Using the test page defined in ISO/IEC 19752 provides the following results:

- Average K (Black) Cartridge Yield: Up to 247 standard pages
- Estimated Supplemental Cyan Cartridge Yield: Up to 1,465 standard pages
- Estimated Supplemental Yellow Cartridge Yield: Up to 2,312 standard pages
- Estimated Supplemental Magenta Cartridge Yield: Up to 2,114 standard pages

Values obtained by continuous printing. Declared yield value in accordance with ISO/IEC 24711.

ISO 24712

Cartridge Identifier	Color	Average (pages)	90% Lower Confidence (pages)	Number used in calculations/test
T0731	K (Black)	249	245	15/20
T0732	Cyan	399	390	9/15
T0734	Yellow	422	411	9/12
T0733	Magenta	297	289	12/18

ISO 19752

Cartridge Identifier	Color	Average (pages)	90% Lower Confidence (pages)	Number used in calculations/test
T0731	K (Black)	254	247	9/9
T0732*	Cyan	1,713	1,465	3/3
T0734*	Yellow	2,536	2,312	3/3
T0733*	Magenta	2,526	2,114	3/3

* Denotes supplemental cartridge

Test results and cost information provided by QualityLogic. Tests were performed under laboratory conditions and end-user's results may vary. Test results, ink cartridge pricing and cost per page pricing subject to change without notice by QualityLogic. All test results and cost information are provided "as-is," "as available," and all warranties, expressed or implied are hereby disclaimed. Users of the information contained herein assume full responsibility and risk of loss resulting from usage thereof.

Printer Identifier	Epson Stylus CX8300
Printer Manufacturer	Epson
Cartridge Identifier	T0731, T0732, T0733, T0734
Cartridge Type	Separate ink supply and print head
Date Tested	April 8, 2008 to April 11, 2008
EOL Criteria	This printer has Ink Out which stops printing. Whichever came first, either Ink Out or Fade, was used as the EOL criteria.
Print mode used	Continuous
Paper Size	4" x 6" borderless photo on 8 ½" x 11" photo paper
Media used	Epson Premium Photo Paper Glossy (S041286)
Driver version	DriverVer=5/11/2007, 6.50.00.00 The following driver settings were changed from default: Calidad de impresion = Changed to Foto superior from Texto e imagenes. Papel = Changed to Premium Photo Paper Glossy from Papel normal / Bright White paper. Opciones de papel y calidad de impresion = Changed to Photo RPM from Normal.

Declaration of Yield

Inkjet Cartridge Yield when tested in Epson Stylus CX8300:

Using the QualityLogic Color Photo Suite:

- Average Cyan Cartridge Yield: Up to 85 standard pages
- Average Yellow Cartridge Yield: Up to 114 standard pages
- Average Magenta Cartridge Yield: Up to 86 standard pages
- Estimated supplemental K (Black) Cartridge Yield: Up to 468 standard pages

Values obtained by continuous printing. Declared yield value in accordance with QualityLogic Color Photo Cartridge Yield Test Methodology.

QualityLogic Color Photo Suite

Cartridge Identifier	Color	Average (pages)	90% Lower Confidence (pages)	Number used in calculations/test
T0732	Cyan	88	85	11/13
T0734	Yellow	118	114	9/9
T0733	Magenta	88	86	10/12
T0731*	K (Black)	535	468	3/3

* Denotes supplemental cartridge

Printer Identifier	HP Photosmart C3180
Printer Manufacturer	Hewlett-Packard
Cartridge Identifier	HP92, HP93
Cartridge Type	Integral ink supply and print head
Date Tested	January 30, 2007 to February 1, 2007
EOL Criteria	Fade
Print mode used	Continuous
Paper Size	Letter
Media used	Xerox Business 4200, 92 Brightness, 20lb. weight
Driver version	Driver Version = 60.54.44.0 The driver's default setting was used: Quality = Normal Paper = Plain

Declaration of Yield

Inkjet Cartridge Yield when tested in HP Photosmart C3180:

Using the test suite defined in ISO/IEC 24712 provides the following results:

Average K (Black) Cartridge Yield: Up to 203 standard pages

Average Tri-color Cartridge Yield: Up to 210 standard pages

Using the test page defined in ISO/IEC 19752 provides the following results:

Average K (Black) Cartridge Yield: Up to 218 standard pages

Estimated supplemental Tri-color Cartridge Yield: Up to 1,881 standard pages

Values obtained by continuous printing. Declared yield value in accordance with ISO/IEC 24711.

ISO 24712

Cartridge Identifier	Color	Average (pages)	90% Lower Confidence (pages)	Number used in calculations/test
HP92	K (Black)	211	203	9/12
HP93	Tri-color	216	210	9/12

ISO 19752

Cartridge Identifier	Color	Average (pages)	90% Lower Confidence (pages)	Number used in calculations/test
HP92	K (Black)	222	218	9/9
HP93*	Tri-color	2,020	1,881	3/3

* Denotes supplemental cartridge

Printer Identifier	HP Photosmart C3180
Printer Manufacturer	Hewlett-Packard
Cartridge Identifier	HP92, HP93
Cartridge Type	Integral ink supply and print head
Date Tested	February 1, 2007 to February 2, 2007
EOL Criteria	Fade
Print mode used	Continuous
Paper Size	4" x 6" borderless photo on 8 ½" x 11" photo paper
Media used	HP Premium Plus High-gloss Photo Paper (Q1785A)
Driver version	Driver Version = 60.54.44.0 The following driver settings were used: Photo printing-with white borders Print Quality = Best Paper Type = HP Premium Plus Photo Papers

Declaration of Yield

Inkjet Cartridge Yield when tested in HP Photosmart C3180:

Using the QualityLogic Color Photo Suite:

Average Tri-color Cartridge Yield: Up to 61 standard pages

Estimated supplemental K (Black) Cartridge Yield: Up to 1,599 standard pages

Values obtained by continuous printing. Declared yield value in accordance with QualityLogic Color Photo Cartridge Yield Test Methodology.

QualityLogic Color Photo Suite

Cartridge Identifier	Color	Average (pages)	90% Lower Confidence (pages)	Number used in calculations/test
HP93	Tri-color	63	61	9/9
HP92*	K (Black)	1,643	1,599	3/3

* Denotes supplemental cartridge

Printer Identifier	HP Photosmart C4180
Printer Manufacturer	Hewlett-Packard
Cartridge Identifier	HP98, HP93
Cartridge Type	Integral ink supply and print head
Date Tested	January 22, 2007 to January 30, 2007
EOL Criteria	Fade
Print mode used	Continuous
Paper Size	Letter
Media used	Xerox Business 4200, 92 Brightness 20lb. weight
Driver version	Driver Version = 60.54.44.0 The driver's default setting was used: Quality = Normal Paper = Plain

Declaration of Yield

Inkjet Cartridge Yield when tested in HP Photosmart C4180:

Using the test suite defined in ISO/IEC 24712 provides the following results:

Average K (Black) Cartridge Yield: Up to 399 standard pages

Average Tri-color Cartridge Yield: Up to 206 standard pages

Using the test page defined in ISO/IEC 19752 provides the following results:

Average K (Black) Cartridge Yield: Up to 428 standard pages

Estimated supplemental Tri-color Cartridge Yield: Up to 3,908 standard pages

Values obtained by continuous printing. Declared yield value in accordance with ISO/IEC 24711.

ISO 24712

Cartridge Identifier	Color	Average (pages)	90% Lower Confidence (pages)	Number used in calculations/test
HP98	K (Black)	411	399	9/12
HP93	Tri-color	213	206	15/21

ISO 19752

Cartridge Identifier	Color	Average (pages)	90% Lower Confidence (pages)	Number used in calculations/test
HP98	K (Black)	438	428	9/9
HP93*	Tri-color	4,102	3,908	3/3

* Denotes supplemental cartridge

Printer Identifier	HP Photosmart C4180
Printer Manufacturer	Hewlett-Packard
Cartridge Identifier	HP98, HP93
Cartridge Type	Integral ink supply and print head
Date Tested	January 25, 2007 to January 26, 2007
EOL Criteria	Fade
Print mode used	Continuous
Paper Size	4" x 6" borderless photo on 8 ½" x 11" photo paper
Media used	HP Premium Plus High-gloss Photo Paper (Q1785A)
Driver version	Driver Version = 60.54.44.0 The following driver settings were used: Photo printing-with white borders Print Quality = Best Paper Type = HP Premium Plus Photo Papers

Declaration of Yield

Inkjet Cartridge Yield when tested in HP Photosmart C4180:

Using the QualityLogic Color Photo Suite:

Average Tri-color Cartridge Yield: Up to 60 standard pages

Estimated supplemental K (Black) Cartridge Yield: Up to 2,675 standard pages

Values obtained by continuous printing. Declared yield value in accordance with QualityLogic Color Photo Cartridge Yield Test Methodology.

QualityLogic Color Photo Suite

Cartridge Identifier	Color	Average (pages)	90% Lower Confidence (pages)	Number used in calculations/test
HP93	Tri-color	62	60	9/10
HP98*	K (Black)	2,869	2,675	3/3

* Denotes supplemental cartridge

Test results and cost information provided by QualityLogic. Tests were performed under laboratory conditions and end-user's results may vary. Test results, ink cartridge pricing and cost per page pricing subject to change without notice by QualityLogic. All test results and cost information are provided "as-is," "as available," and all warranties, expressed or implied are hereby disclaimed. Users of the information contained herein assume full responsibility and risk of loss resulting from usage thereof.

Printer Identifier	HP Photosmart C4280
Printer Manufacturer	Hewlett-Packard
Cartridge Identifier	HP74, HP75
Cartridge Type	Integral ink supply and print head
Date Tested	June 14, 2007 to June 18, 2007
EOL Criteria	Fade
Print mode used	Continuous
Paper Size	Letter
Media used	Xerox Business 4200, 92 Brightness 20lb. weight
Driver version	Driver Version = 12/26/2006,61.063.247.00 The driver's default setting was used: Quality = Normal Paper = Plain

Inkjet Cartridge Yield when tested in Hewlett-Packard Photosmart C4280:

Using the test suite defined in ISO/IEC 24712 provides the following results:

Average K (Black) Cartridge Yield – Up to 186 standard pages

Average Tri-color Cartridge Yield – Up to 166 standard pages

Using the test page defined in ISO/IEC 19752 provides the following results:

Average K (Black) Cartridge Yield – Up to 201 standard pages

Estimated supplemental Tri-color Cartridge Yield Up to 979 standard pages

Values obtained by continuous printing. Declared yield values in accordance with ISO/IEC 24711

ISO 24712

Cartridge Identifier	Color	Average (pages)	90% Lower Confidence (pages)	Number used in calculations/test
HP74	K (Black)	197	186	9/9
HP75	Tri-color	171	166	9/12

ISO 19752

Cartridge Identifier	Color	Average (pages)	90% Lower Confidence (pages)	Number used in calculations/test
HP74	K (Black)	204	201	9/9
HP75*	Tri-color	1,109	979	3/3

* Denotes supplemental cartridge

Printer Identifier	HP Photosmart C4280
Printer Manufacturer	Hewlett-Packard
Cartridge Identifier	HP74, HP75
Cartridge Type	Integral ink supply and print head
Date Tested	June 19, 2007
EOL Criteria	Fade
Print mode used	Continuous
Paper Size	4" x 6" borderless photo on 8 ½" x 11" photo paper
Media used	HP Premium Plus High-gloss Photo Paper (Q1785A)
Driver version	Driver Version = 12/26/2006,61.063.247.00 The following settings were used: Photo printing-with white borders Print Quality = Best Paper Type = HP Premium Plus Photo Paper

Inkjet Cartridge Yield when tested in Hewlett-Packard Photosmart C4280:

Using the QualityLogic Color Photo test suite provides the following results:

Average Tri-color Cartridge Yield – Up to 47 standard pages

Estimated supplemental K (Black) Cartridge Yield – Up to 1,002 standard pages

Values obtained by continuous printing. Declared yield values in accordance with QualityLogic Color Photo Yield Test Methodology

Cartridge Identifier	Color	Average (pages)	90% Lower Confidence (pages)	Number used in calculations/test
HP75	Tri-color	48	47	9/9
HP74*	K (Black)	1,104	1,002	3/3

* Denotes supplemental cartridge

Printer Identifier	HP Photosmart C5280
Printer Manufacturer	Hewlett-Packard
Cartridge Identifier	HP74, HP75
Cartridge Type	Integral ink supply and print head
Date Tested	June 28, 2007 to July 5, 2007
EOL Criteria	Fade
Print mode used	Continuous
Paper Size	Letter
Media used	Xerox Business 4200, 92 Brightness 20lb. weight
Driver version	Driver Version = 3/15/2007,61.071.244.00 The driver's default setting was used: Quality = Normal Paper = Plain

Declaration of Yield

Inkjet Cartridge Yield when tested in Hewlett-Packard Photosmart C5280 All-in-One:

Using the test suite defined in ISO/IEC 24712 provides the following results:

- Average K (Black) Cartridge Yield – Up to 203 standard pages
- Average Tri-color Cartridge Yield – Up to 169 standard pages

Using the test page defined in ISO/IEC 19752 provides the following results:

- Average K (Black) Cartridge Yield – Up to 224 standard pages
- Estimated supplemental Tri-color Cartridge Yield Up to 1,016 standard pages

Values obtained by continuous printing. Declared yield values in accordance with ISO/IEC 24711

ISO 24712

Cartridge Identifier	Color	Average (pages)	90% Lower Confidence (pages)	Number used in calculations/test
HP74	K (Black)	209	203	9/12
HP75	Tri-color	174	169	9/15

ISO 19752

Cartridge Identifier	Color	Average (pages)	90% Lower Confidence (pages)	Number used in calculations/test
HP74	K (Black)	228	224	9/9
HP75*	Tri-color	1,020	1,016	3/3

* Denotes supplemental cartridge

Printer Identifier	HP Photosmart C5280
Printer Manufacturer	Hewlett-Packard
Cartridge Identifier	HP74, HP75
Cartridge Type	Integral ink supply and print head
Date Tested	July 6, 2007
EOL Criteria	Fade
Print mode used	Continuous
Paper Size	4" x 6" borderless photo on 8 ½" x 11" photo paper
Media used	HP Premium Plus High-gloss Photo Paper (Q1785A)
Driver version	Driver Version = 03/15/2007,61.071.244.00 The following settings were used: Photo printing-with white borders Print Quality = Best Paper Type = HP Premium Plus Photo Paper

Declaration of Yield

Inkjet Cartridge Yield when tested in Hewlett-Packard Photosmart C5280 All-in-One:

Using the QualityLogic Color Photo test suite provides the following results:

Average Tri-color Cartridge Yield – Up to 48 standard pages

Estimated supplemental K (Black) Cartridge Yield – Up to 1,154 standard pages

Values obtained by continuous printing. Declared yield values in accordance with QualityLogic Color Photo Yield Test Methodology

QualityLogic Color Photo Suite

Cartridge Identifier	Color	Average (pages)	90% Lower Confidence (pages)	Number used in calculations/test
HP75	Tri-color	48	48	9/9
HP74*	K (Black)	1,197	1,154	3/3

* Denotes supplemental cartridge

Printer Identifier	HP Officejet J5780
Printer Manufacturer	Hewlett-Packard
Cartridge Identifier	HP74, HP75
Cartridge Type	Integral ink supply and print head
Date Tested	May 3, 2007 to May 5, 2007
EOL Criteria	Fade
Print mode used	Continuous
Paper Size	Letter
Media used	Xerox Business 4200, 92 Brightness 20lb. weight
Driver version	Driver Version = 09/01/2006.60.062.241.00 The driver's default setting was used: Quality = Normal Paper = Plain

Inkjet Cartridge Yield when tested in Hewlett-Packard Officejet J5780:

Using the test suite defined in ISO/IEC 24712 provides the following results:

Average K (Black) Cartridge Yield – Up to 188 standard pages

Average Tri-color Cartridge Yield – Up to 178 standard pages

Using the test page defined in ISO/IEC 19752 provides the following results:

Average K (Black) Cartridge Yield – Up to 198 standard pages

Estimated supplemental Tri-color Cartridge Yield Up to 1,529 standard pages

Values obtained by continuous printing. Declared yield values in accordance with ISO/IEC 24711

ISO 24712

Cartridge Identifier	Color	Average (pages)	90% Lower Confidence (pages)	Number used in calculations/test
HP 74	K (Black)	195	188	9/13
HP 75	Tri-color	181	178	9/14

ISO 19752

Cartridge Identifier	Color	Average (pages)	90% Lower Confidence (pages)	Number used in calculations/test
HP74	K (Black)	201	198	9/9
HP75*	Tri-color	1,700	1,529	3/3

* Denotes supplemental cartridge

Printer Identifier	HP Officejet J5780
Printer Manufacturer	Hewlett-Packard
Cartridge Identifier	HP74, HP75
Cartridge Type	Integral ink supply and print head
Date Tested	May 7, 2007 to May 8, 2007
EOL Criteria	Fade
Print mode used	Continuous
Paper Size	4" x 6" borderless photo on 8 ½" x 11" photo paper
Media used	HP Premium Plus High-gloss Photo Paper (Q1785A)
Driver version	Driver Version = 09/01/2006,60.062.241.00 The following settings were used: Photo printing-with white borders Print Quality = Best Paper Type = HP Premium Plus Photo Paper

Inkjet Cartridge Yield when tested in Hewlett-Packard Officejet J5780:

Using the QualityLogic Color Photo test suite provides the following results:

Average Tri-color Cartridge Yield – Up to 49 standard pages

Estimated supplemental K (Black) Cartridge Yield – Up to 811 standard pages

Values obtained by continuous printing. Declared yield values in accordance with QualityLogic Color Photo Yield Test Methodology

Cartridge Identifier	Color	Average (pages)	90% Lower Confidence (pages)	Number used in calculations/test
HP75	Tri-color	51	49	9/10
HP74*	K (Black)	861	811	3/3

* Denotes supplemental cartridge

Printer Identifier	Lexmark X3470
Printer Manufacturer	Lexmark
Cartridge Identifier	18C0781
Cartridge Type	Integral ink supply and print head
Date Tested	February 7, 2007 to February 12, 2007
EOL Criteria	Fade
Print mode used	Continuous
Paper Size	Letter
Media used	Xerox Business 4200, 92 Brightness, 20lb. weight
Driver version	Driver Version = 04/18/2006 The following default driver settings were used: Quality = Normal Type = Plain

Declaration of Yield

Inkjet Cartridge Yield when tested in Lexmark X3470:

Using the test suite defined in ISO/IEC 24712 provides the following results:
Average Tri-color Cartridge Yield: Up to 116 standard pages

Using the test page defined in ISO/IEC 19752 provides the following results:
Average Tri-color Cartridge Yield: Up to 230 standard pages

Values obtained by continuous printing. Declared yield value in accordance with ISO/IEC 24711.

ISO 24712

Cartridge Identifier	Color	Average (pages)	90% Lower Confidence (pages)	Number used in calculations/test
18C0781	Tri-color	125	116	9/12

ISO 19752

Cartridge Identifier	Color	Average (pages)	90% Lower Confidence (pages)	Number used in calculations/test
18C0781	Tri-color	241	230	9/9

Printer Identifier	Lexmark X3470
Printer Manufacturer	Lexmark
Cartridge Identifier	18C0781
Cartridge Type	Integral ink supply and print head
Date Tested	February 12, 2007 to February 14, 2007
EOL Criteria	Fade
Print mode used	Continuous
Paper Size	4" x 6" borderless photo on 8 ½" x 11 "photo paper
Media used	21G1740, Premium Photo Paper
Driver version	Driver Version = 04/18/2006 The following driver settings were used: Quality = Photo Type = Lexmark Premium Photo Paper

Declaration of Yield

Inkjet Cartridge Yield when tested in Lexmark X3470:

Using the QualityLogic Color Photo Suite:

Average Tri-color Cartridge Yield: Up to 77 standard pages

Values obtained by continuous printing. Declared yield value in accordance with QualityLogic Color Photo Cartridge Yield Test Methodology.

QualityLogic Color Photo Suite

Cartridge Identifier	Color	Average (pages)	90% Lower Confidence (pages)	Number used in calculations/test
18C0781	Tri-color	81	77	9/10

Test results and cost information provided by QualityLogic. Tests were performed under laboratory conditions and end-user's results may vary. Test results, ink cartridge pricing and cost per page pricing subject to change without notice by QualityLogic. All test results and cost information are provided "as-is," "as available," and all warranties, expressed or implied are hereby disclaimed. Users of the information contained herein assume full responsibility and risk of loss resulting from usage thereof.

Printer Identifier	Lexmark X5470
Printer Manufacturer	Lexmark
Cartridge Identifier	18C0032, 18C0033
Cartridge Type	Integral ink supply and print head
Date Tested	October 22, 2007 to October 29, 2007
EOL Criteria	Fade
Print mode used	Continuous
Paper Size	Letter
Media used	Xerox Business 4200, 92 Brightness 20lb. weight
Driver version	Printer Driver = 3.117.0.0 The following driver settings were changed from default: Paper Type = Changed to Plain from Sensed

Declaration of Yield

<p>Inkjet Cartridge Yield when tested in Lexmark X5470 All-in-One:</p> <p>Using the test suite defined in ISO/IEC 24712 provides the following results: Average K (Black) Cartridge Yield – Up to 274 standard pages Average Tri-Color Cartridge Yield – Up to 272 standard pages</p> <p>Using the test page defined in ISO/IEC 19752 provides the following results: Average K (Black) Cartridge Yield – Up to 287 standard pages Estimated supplemental Tri-Color Cartridge Yield – Up to 2,504 standard pages</p> <p>Values obtained by continuous printing. Declared yield values in accordance with ISO/IEC 24711</p>

ISO 24712

Cartridge Identifier	Color	Average (pages)	90% Lower Confidence (pages)	Number used in calculations/test
18C0032	K (Black)	287	274	9/15
18C0033	Tri-color	287	272	9/14

ISO 19752

Cartridge Identifier	Color	Average (pages)	90% Lower Confidence (pages)	Number used in calculations/test
18C0032	K (Black)	300	287	9/10
18C0033*	Tri-color	2,684	2,504	3/3

* Denotes supplemental cartridge

Printer Identifier	Lexmark X5470
Printer Manufacturer	Lexmark
Cartridge Identifier	18C0032, 18C0033
Cartridge Type	Integral ink supply and print head
Date Tested	October 30, 2007 to November 5, 2007
EOL Criteria	Fade
Print mode used	Continuous
Paper Size	4" x 6" borderless photo on 8 ½" x 11" photo paper
Media used	Lexmark Premium Photo Paper (21G1740)
Driver version	Printer Driver = 3.117.0.0 The following driver settings were changed from default: Quality = Changed to Photo from Automatic Type = Changed to Lexmark Premium Photo Paper from Sensed

Declaration of Yield

Inkjet Cartridge Yield when tested in Lexmark X5470 All-in-One:

Using the QualityLogic Color Photo test suite provides the following results:

Average Tri-color Cartridge Yield – Up to 71 standard pages

Estimated supplemental K (Black) Cartridge Yield – Up to 4,378 standard pages

Values obtained by continuous printing. Declared yield value in accordance with QualityLogic Color Photo Cartridge Yield Test Methodology.

QualityLogic Color Photo Suite

Cartridge Identifier	Color	Average (pages)	90% Lower Confidence (pages)	Number used in calculations/test
18C0033	Tri-color	73	71	26/28
18C0032*	K (Black)	5,420	4,378	3/3

* Denotes supplemental cartridge

Printer Identifier	Lexmark X8350
Printer Manufacturer	Lexmark
Cartridge Identifier	18C0032, 18C0033
Cartridge Type	Integral ink supply and print head
Date Tested	January 30, 2007 to February 5, 2007
EOL Criteria	Fade
Print mode used	Continuous
Paper Size	Letter
Media used	Xerox Business 4200, 92 Brightness, 20lb. weight
Driver version	Driver Version = 03/27/2006, 1.95.2.20 The following default driver settings were used: Quality = Normal Type = Plain

Declaration of Yield

Inkjet Cartridge Yield when tested in Lexmark X8350:

Using the test suite defined in ISO/IEC 24712 provides the following results:

Average K (Black) Cartridge Yield: Up to 291 standard pages

Average Tri-color Cartridge Yield: Up to 264 standard pages

Using the test page defined in ISO/IEC 19752 provides the following results:

Average K (Black) Cartridge Yield: Up to 285 standard pages

Estimated supplemental Tri-color Cartridge Yield: Up to 2,192 standard pages

Values obtained by continuous printing. Declared yield value in accordance with ISO/IEC 24711.

ISO 24712

Cartridge Identifier	Color	Average (pages)	90% Lower Confidence (pages)	Number used in calculations/test
18C0032	K (Black)	304	291	9/13
18C0033	Tri-color	278	264	9/15

ISO 19752

Cartridge Identifier	Color	Average (pages)	90% Lower Confidence (pages)	Number used in calculations/test
18C0032	K (Black)	295	285	9/9
18C0033*	Tri-color	2,410	2,192	3/3

* Denotes supplemental cartridge

Printer Identifier	Lexmark X8350
Printer Manufacturer	Lexmark
Cartridge Identifier	18C0032, 18C0033
Cartridge Type	Integral ink supply and print head
Date Tested	February 6, 2007 to February 8, 2007
EOL Criteria	Fade
Print mode used	Continuous
Paper Size	4" x 6½" borderless photo on 8½" x 11" photo paper
Media used	21G1740, Premium Photo Paper
Driver version	Driver Version = 03/27/2006, 1.95.2.20 The following driver settings were used: Print Quality = Best Paper Type = Lexmark Premium Photo Paper

Declaration of Yield

Inkjet Cartridge Yield when tested in Lexmark X8350:

Using the QualityLogic Color Photo Suite:

Average Tri-color Cartridge Yield: Up to 68 standard pages

Estimated supplemental K (Black) Cartridge Yield: Up to 3,744 standard pages

Values obtained by continuous printing. Declared yield value in accordance with QualityLogic Color Photo Cartridge Yield Test Methodology.

QualityLogic Color Photo Suite

Cartridge Identifier	Color	Average (pages)	90% Lower Confidence (pages)	Number used in calculations/test
18C0033	Tri-color	73	68	9/9
18C0032*	K (Black)	4,641	3,744	3/3

* Denotes supplemental cartridge

Additional Kodak Papers Tested

In addition to testing Kodak's Ultra Premium Photo Paper, Kodak Premium Photo Paper and Glossy Photo Paper were tested on the Kodak EASYSHARE 5500, 5300 and 5100 to verify the yield claims of their Photo Value Packs. All test parameters described on Pages 19-21 of this report were the same with the exception of media used and date tested (highlighted below).

Declaration of Yield

Media used	Kodak Ultra Premium Photo Paper
Date Tested	July 19, 2007 to July 20, 2007
Inkjet Cartridge Yield when tested in Kodak EASYSHARE 5500:	
Using the QualityLogic Color Photo Suite:	
Average Color Cartridge Yield: Up to 166 standard pages	
Estimated supplemental K (Black) Cartridge Yield: Up to 1,472 standard pages	
Values obtained by continuous printing. Declared yield value in accordance with QualityLogic Color Photo Cartridge Yield Test Methodology.	

QualityLogic Color Photo Suite

Cartridge Identifier	Color	Average (pages)	90% Lower Confidence (pages)	Number used in calculations/test
3J8966	Color	167	166	9/9
3J8965*	K (Black)	1,700	1,472	3/3

Declaration of Yield

Media used	Kodak Premium Photo Paper
Date Tested	July 24, 2007 to July 31, 2007
Inkjet Cartridge Yield when tested in Kodak EASYSHARE 5500:	
Using the QualityLogic Color Photo Suite:	
Average Color Cartridge Yield: Up to 176 standard pages	
Estimated supplemental K (Black) Cartridge Yield: Up to 1,703 standard pages	
Values obtained by continuous printing.	

QualityLogic Color Photo Suite

Cartridge Identifier	Color	Average (pages)	90% Lower Confidence (pages)	Number used in calculations/test
3J8966	Color	177	176	9/9
3J8965*	K (Black)	1,816	1,703	3/3

Declaration of Yield

Media used	Kodak Glossy Photo Paper
Date Tested	July 23, 2007 to July 27, 2007
Inkjet Cartridge Yield when tested in Kodak EASYSHARE 5500:	
Using the QualityLogic Color Photo Suite:	
Average Color Cartridge Yield: Up to 267 standard pages	
Estimated supplemental K (Black) Cartridge Yield: Up to 2,624 standard pages	
Values obtained by continuous printing.	

QualityLogic Color Photo Suite

Cartridge Identifier	Color	Average (pages)	90% Lower Confidence (pages)	Number used in calculations/test
3J8966	Color	267	267	9/9
3J8965*	K (Black)	2,753	2,624	3/3

*Denotes supplemental cartridge

Test results and cost information provided by QualityLogic. Tests were performed under laboratory conditions and end-user's results may vary. Test results, ink cartridge pricing and cost per page pricing subject to change without notice by QualityLogic. All test results and cost information are provided "as-is," "as available," and all warranties, expressed or implied are hereby disclaimed. Users of the information contained herein assume full responsibility and risk of loss resulting from usage thereof.

Declaration of Yield

Media used	Kodak Ultra Premium Photo Paper
Date Tested	May 3, 2007 to May 4, 2007
Inkjet Cartridge Yield when tested in Kodak EASYSHARE 5300:	
Using the QualityLogic Color Photo Suite: Average Color Cartridge Yield: Up to 167 standard pages Estimated supplemental K (Black) Cartridge Yield: Up to 1,663 standard pages	
Values obtained by continuous printing. Declared yield value in accordance with QualityLogic Color Photo Cartridge Yield Test Methodology.	

QualityLogic Color Photo Suite

Cartridge Identifier	Color	Average (pages)	90% Lower Confidence (pages)	Number used in calculations/test
3J8966	Color	167	167	9/9
3J8965*	K (Black)	1,911	1,663	3/3

Declaration of Yield

Media used	Kodak Premium Photo Paper
Date Tested	April 20, 2007 to April 22, 2007
Inkjet Cartridge Yield when tested in Kodak EASYSHARE 5300:	
Using the QualityLogic Color Photo Suite: Average Color Cartridge Yield: Up to 176 standard pages Estimated supplemental K (Black) Cartridge Yield: Up to 1,673 standard pages	
Values obtained by continuous printing.	

QualityLogic Color Photo Suite

Cartridge Identifier	Color	Average (pages)	90% Lower Confidence (pages)	Number used in calculations/test
3J8966	Color	177	176	9/9
3J8965*	K (Black)	1,812	1,673	3/3

Declaration of Yield

Media used	Kodak Glossy Photo Paper
Date Tested	April 22, 2007 to April 26, 2007
Inkjet Cartridge Yield when tested in Kodak EASYSHARE 5300:	
Using the QualityLogic Color Photo Suite: Average Color Cartridge Yield: Up to 265 standard pages Estimated supplemental K (Black) Cartridge Yield: Up to 2,358 standard pages	
Values obtained by continuous printing.	

QualityLogic Color Photo Suite

Cartridge Identifier	Color	Average (pages)	90% Lower Confidence (pages)	Number used in calculations/test
3J8966	Color	266	265	9/9
3J8965*	K (Black)	2,711	2,358	3/3

*Denotes supplemental cartridge

Test results and cost information provided by QualityLogic. Tests were performed under laboratory conditions and end-user's results may vary. Test results, ink cartridge pricing and cost per page pricing subject to change without notice by QualityLogic. All test results and cost information are provided "as-is," "as available," and all warranties, expressed or implied are hereby disclaimed. Users of the information contained herein assume full responsibility and risk of loss resulting from usage thereof.

Declaration of Yield

Media used	Kodak Ultra Premium Photo Paper
Date Tested	May 4, 2007
Inkjet Cartridge Yield when tested in Kodak EASYSHARE 5100:	
Using the QualityLogic Color Photo Suite:	
Average Color Cartridge Yield: Up to 167 standard pages	
Estimated supplemental K (Black) Cartridge Yield: Up to 1,695 standard pages	
Values obtained by continuous printing. Declared yield value in accordance with QualityLogic Color Photo Cartridge Yield Test Methodology.	

QualityLogic Color Photo Suite

Cartridge Identifier	Color	Average (pages)	90% Lower Confidence (pages)	Number used in calculations/test
3J8966	Color	167	167	9/9
3J8965*	K (Black)	1,730	1,695	3/3

Declaration of Yield

Media used	Kodak Premium Photo Paper
Date Tested	May 7, 2007 to May 8, 2007
Inkjet Cartridge Yield when tested in Kodak EASYSHARE 5100:	
Using the QualityLogic Color Photo Suite:	
Average Color Cartridge Yield: Up to 177 standard pages	
Estimated supplemental K (Black) Cartridge Yield: Up to 1,499 standard pages	
Values obtained by continuous printing.	

QualityLogic Color Photo Suite

Cartridge Identifier	Color	Average (pages)	90% Lower Confidence (pages)	Number used in calculations/test
3J8966	Color	178	177	9/9
3J8965*	K (Black)	1,678	1,499	3/3

Declaration of Yield

Media used	Kodak Glossy Photo Paper
Date Tested	May 8, 2007 to May 9, 2007
Inkjet Cartridge Yield when tested in Kodak EASYSHARE 5100:	
Using the QualityLogic Color Photo Suite:	
Average Color Cartridge Yield: Up to 268 standard pages	
Estimated supplemental K (Black) Cartridge Yield: Up to 2,552 standard pages	
Values obtained by continuous printing.	

QualityLogic Color Photo Suite

Cartridge Identifier	Color	Average (pages)	90% Lower Confidence (pages)	Number used in calculations/test
3J8966	Color	270	268	9/9
3J8965*	K (Black)	2,996	2,552	3/3

*Denotes supplemental cartridge

Sub-Appendix A1 – Test Pages

ISO/ ISO/IEC 24712 Test Suite



ISO/IEC 19752 Test Page



QualityLogic Photo Test Suite

