



**Cost of Ink Per Page Analysis
United States**

December 2009

Includes ink cartridge pricing provided by



TABLE OF CONTENTS

Summary and Scope of Analysis	3
Cost of Ink Per Page	5
United States: Mono - Cost of Ink Per Page.....	5
United States: Color - Cost of Ink Per Page	6
United States: Photo - Cost of Ink Per Page	6
Methodology for Calculation of Cost of Ink Per Page.....	8
A. QualityLogic Yield Declarations	8
B. Ink Cartridge Pricing	12
C. Cost of Ink Per Page – Per Cartridge	13
D. Cost of Ink Per Page	15
Appendix A: QualityLogic Declared Yield Test Results	20
ISO Test Results - Summary	21
Test Methodology	21
Sub-Appendix A1 – Test Pages	71

Summary and Scope of Analysis

For more than 23 years, QualityLogic Inc. has been a premier developer and provider of essential testing solutions to companies that design, build, or purchase printers and printing technology. Our products and services help our customers understand how the products they make or buy conform to specifications, or compare to reference implementations or competing products. We are active members of international standards organizations including ISO and Ecma International, and provide testing assistance to leading technology publications who publish printer reviews.

At the request of Eastman Kodak Company, QualityLogic calculated and compared the Cost of Ink Per Page (CoIPP) of the ESP series of All-in-One Printers to 18 competing printers selected by Kodak. Kodak's intent was to select printers with significant market share from leading manufacturers.

Monochrome and color cartridge yields for all printers were determined following ISO yield standards, and photo yields were determined using QualityLogic's photo yield methodology*.

Ink prices for printers in the test were provided to QualityLogic by Gap Intelligence**, a premier global provider of market intelligence. Gap provided the manufacturer's suggested retail price (MSRP) for each of the cartridges in the test based on information collected through Q3 2009. If the cartridge price wasn't available on the manufacturer's website, Gap Intelligence provided an average of three reseller street prices. For this report, only standard as-shipped-in-box cartridges or the standard-yield ink cartridges in single quantity pricing (i.e. no multi-packs, high yield, combo packs, value packs or special promotions) were evaluated for the purpose of making like-basis comparisons between all printers.

Although there are many factors in total cost of ownership, Cost of Ink Per Page (CoIPP) is an important factor when evaluating total cost of ownership with printer systems.

Cost of Ink Per Page was calculated by dividing these cartridge prices by the yield of each cartridge in the test.

* All references of 'photo' in this report refer to 4x6 inch (approximately 10 x 15 cm) borderless photos.

** Gap believes that the list pricing information provided is accurate; however, it is not responsible for any errors, inaccuracies, or variances caused by changes made outside of its defined survey period (Q3 2009).

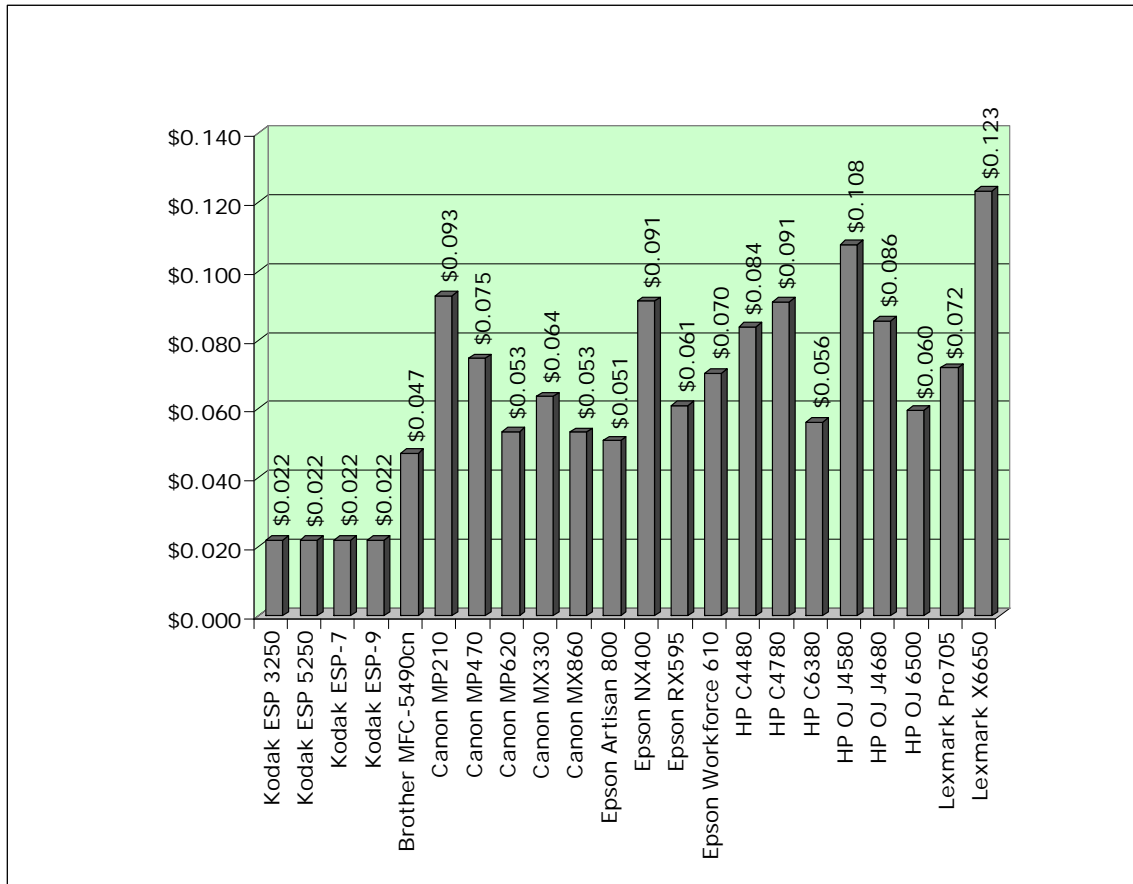
The following printers and corresponding ink cartridges were included in this Cost of Ink Per Page analysis:

Company	Printer	Cartridges
Kodak	ESP 3250 ESP 5250 ESP-7 ESP-9	Black Ink Cartridge 10, Color Ink Cartridge 10 Black Ink Cartridge 10, Color Ink Cartridge 10 Black Ink Cartridge 10, Color Ink Cartridge 10 Black Ink Cartridge 10, Color Ink Cartridge 10
Brother	MFC-5490cn	LC61BK, LC61C, LC61M, LC61Y
Canon	PIXMA MP210 PIXMA MP470 PIXMA MP620 PIXMA MX330 PIXMA MX860	PG-30, CL-31 PG-40, CL-41 PGI-220BK, CLI-221C, CLI-221M, CLI-221Y, CLI-221BK PG-210, CL-211 PGI-220BK, CLI-221C, CLI-221M, CLI-221Y, CLI-221BK
Epson	Artisan 800 Stylus NX400 Stylus RX595 WorkForce 610	T0981, T0992, T0993, T0994, T0995, T0996 T0691, T0692, T0693, T0694 T0781, T0782, T0783, T0784, T0785, T0786 T0691, T0692, T0693, T0694
Hewlett-Packard	Photosmart C4480 Photosmart C4780 Photosmart C6380 OfficeJet J4580 OfficeJet J4680 OfficeJet 6500	HP74, HP75 HP60 - CC640WN, CC643WN HP 564 - CB316WN, CB318WN, CB319WN, CB320WN, CB317WN HP 901 - CC653AN, CC656AN HP 901 - CC653AN, CC656AN HP 920 - CD971AN CH634AN, CH635AN, CH636AN
Lexmark	Prevail Pro705 X6650	100 Black, Cyan, Magenta Yellow 36A, 37A

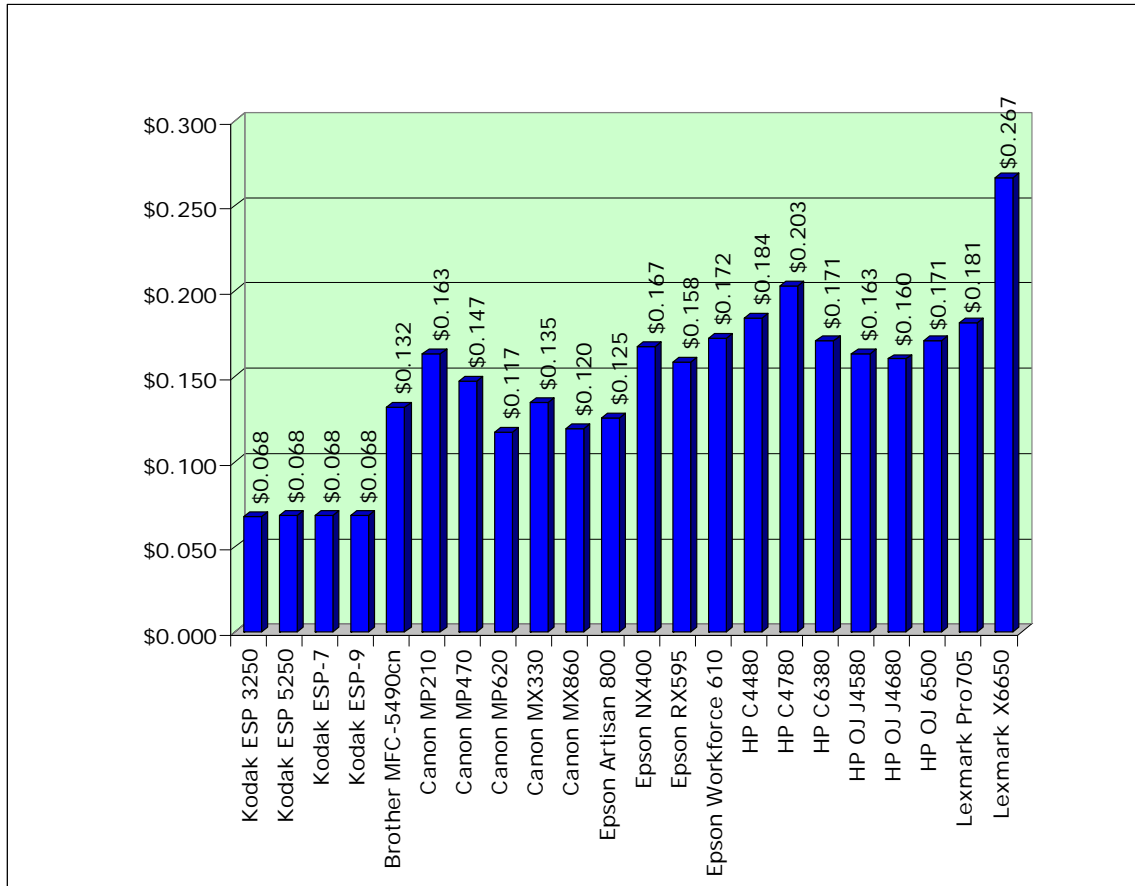
Cost of Ink Per Page

The following charts summarize the Cost of Ink Per Page for the printers tested using cartridge prices from the United States. There are three charts presented: separate charts for monochrome, color and photo printing. Details of how these costs were calculated can be found in the "Methodology for Calculation of Cost of Ink Per Page" following these graphs.

United States: Mono - Cost of Ink Per Page
(US Dollars)

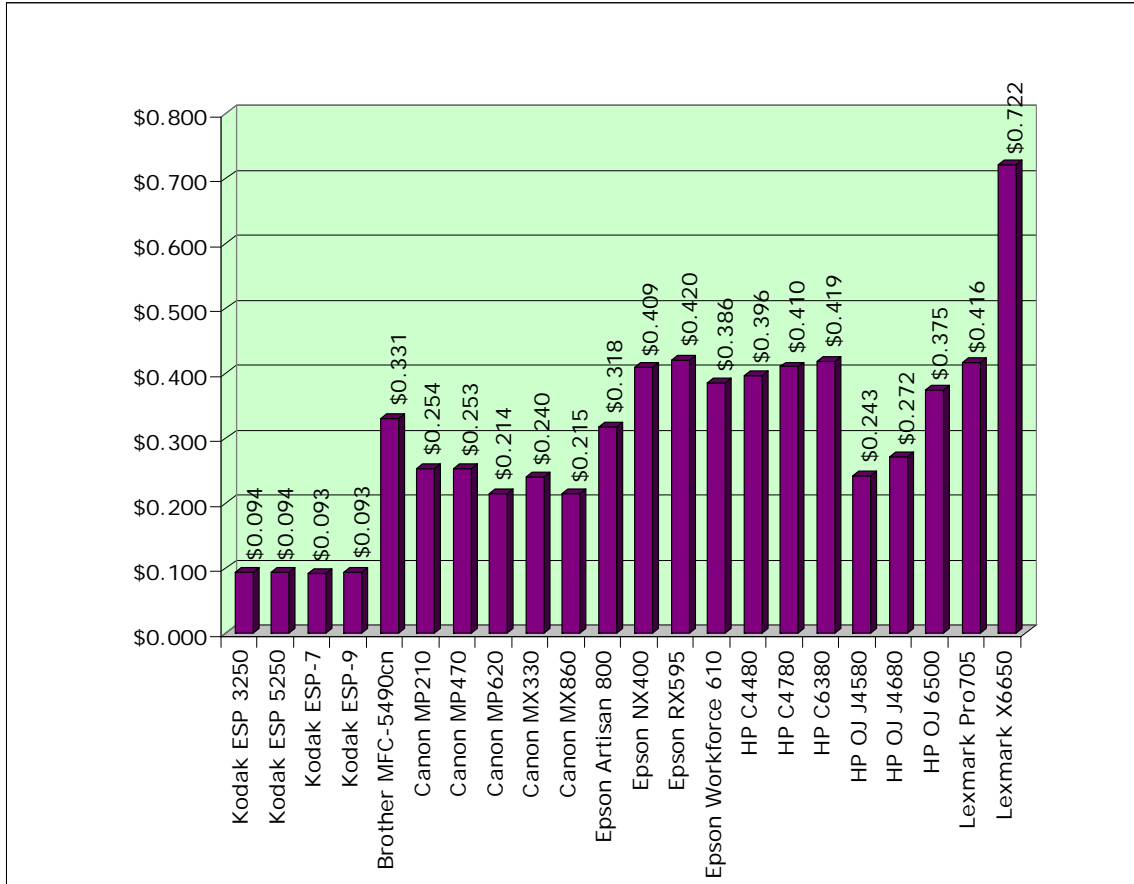


United States: Color - Cost of Ink Per Page (US Dollars)



Test results and cost information provided by QualityLogic. Tests were performed under laboratory conditions and end-user's results may vary. Test results, ink cartridge pricing and cost per page pricing subject to change without notice by QualityLogic. All test results and cost information are provided "as-is," "as available," and all warranties, expressed or implied, are hereby disclaimed. Users of the information contained herein assume full responsibility and risk of loss resulting from usage thereof.

United States: Photo - Cost of Ink Per Page (US Dollars)



Test results and cost information provided by QualityLogic. Tests were performed under laboratory conditions and end-user's results may vary. Test results, ink cartridge pricing and cost per page pricing subject to change without notice by QualityLogic. All test results and cost information are provided "as-is," "as available," and all warranties, expressed or implied, are hereby disclaimed. Users of the information contained herein assume full responsibility and risk of loss resulting from usage thereof.

Methodology for Calculation of Cost of Ink Per Page

The following is a step-by-step outline of how QualityLogic, using standardized yield testing methodologies and standard pricing information provided by Gap, executed this 'Cost of Ink Per Page' test for Kodak.

A. QualityLogic Yield Declarations

Yield testing is a process by which the target printers are operated with their ink or toner cartridges to exhaust the amount of ink/toner, and then pages printed are counted to determine the number of pages each cartridge yields. The requirements and operating conditions of such testing are determined by a standard set of testing criteria that will provide an objective and repeatable result.

QualityLogic is a leader worldwide in providing yield testing services. We support and follow the ISO (International Standards Organization) standards for mono and color testing. Use of the ISO standards for yield testing is also supported by leading manufacturers, including Canon, Dell, Epson, HP, IBM, Kodak, Lexmark, Oki Data, Pitney Bowes, Ricoh, Toshiba, Xerox, and others.

ISO is currently working on a standard for photo ink. Until this standard is released, QualityLogic uses a methodology we developed that closely follows the current ISO standards approach.

Key provisions of these standards include:

- Standard test suites
- Minimum of nine cartridges across three printers representative of products in open market
- Clear, objective end-of-life criteria
- Controlled test environment – temperature, humidity, continuous printing
- Yield reporting requirement well defined

The following pages contain tables that relate to yield testing results. The tables show the number of pages per cartridge that can be expected with 90 percent confidence based on our testing. Numbers in black indicate primary cartridges – any cartridge where a minimum of nine cartridges across three printers could be exhausted. Supplemental cartridges are indicated by red numbers and represent those cartridges that are secondary to the purpose of the test. Although supplemental cartridges are not the key focus in the tests as shown, they are included in the test reports to ensure we get a complete understanding of the ink being used.

Generally, the 'primary' cartridges for each category of testing are:

- Mono ink – the black cartridge
- Color ink – all full density cartridges containing cyan, magenta, or yellow
- Photo ink – color cartridges or others where nine cartridges were exhausted

QualityLogic performed yield tests and provided yield test reports for all cartridges for models listed below (with some of the same models also available in Europe and in North America). Each table has abbreviated sub-headings that represent the specific ink cartridge types as follows:

- CMY = A single cartridge containing cyan, magenta and yellow *
- C = Cyan
- M = Magenta
- Y = Yellow
- K1 = Black
- K2 = A second black cartridge
- LC = Light or photo cyan
- LM = Light or photo magenta

These yield numbers apply to printers included in this analysis. Yields of primary and supplemental cartridges are reported, and the details of these results can be found in Appendix A.

	Mono Ink yield							
	CMY	C	M	Y	K1	K2	LC	LM
Kodak ESP 3250	4225				546			
Kodak ESP 5250	4233				543			
Kodak ESP-7	4332				542			
Kodak ESP-9	4357				539			
Brother MFC-5490cn		7056	8572	7709	568			
Canon MP210	1114				230			
Canon MP470	2588				358			
Canon MP620		3228	3498	4551	366	6866		
Canon MX330	2738				286			
Canon MX860		3421	3703	4984	360	7966		
Epson Artisan 800		1971	1915	6642	601		1891	2321
Epson NX400		1237	1608	1541	259			
Epson RX595		3307	2926	5037	378		3197	3862
Epson Workforce 610		3570	5111	3549	279			
HP C4480	1575				211			
HP C4780	1178				202			
HP C6380		2411	2445	2520	294	3031		
HP OJ J4580	1313				175			
HP OJ J4680	2458				203			
HP OJ 6500		2449	2946	3572	405			
Lexmark Pro705		2826	2903	2906	260			
Lexmark X6650	13196				198			

* Note: Kodak's color cartridge includes black and protective inks.

	Color Ink yield							
	CMY	C	M	Y	K1	K2	LC	LM
Kodak ESP 3250	388				340			
Kodak ESP 5250	386				340			
Kodak ESP-7	385				342			
Kodak ESP-9	385				342			
Brother MFC-5490cn		448	360	326	521			
Canon MP210	233				232			
Canon MP470	333				346			
Canon MP620		565	539	546	344	5141		
Canon MX330	265				288			
Canon MX860		564	522	553	329	5054		
Epson Artisan 800		969	453	674	574		340	668
Epson NX400		400	299	430	255			
Epson RX595		1038	497	581	349		380	766
Epson Workforce 610		403	284	423	246			
HP C4480	180				205			
HP C4780	158				196			
HP C6380		291	268	231	268	867		
HP OJ J4580	367				178			
HP OJ J4680	342				199			
HP OJ 6500		238	253	266	387			
Lexmark Pro705		286	237	269	239			
Lexmark X6650	188				195			

Note: Kodak's color cartridge includes black and protective inks.

Test results and cost information provided by QualityLogic. Tests were performed under laboratory conditions and end-user's results may vary. Test results, ink cartridge pricing and cost per page pricing subject to change without notice by QualityLogic. All test results and cost information are provided "as-is," "as available," and all warranties, expressed or implied, are hereby disclaimed. Users of the information contained herein assume full responsibility and risk of loss resulting from usage thereof.

	Photo Ink yield							
	CMY	C	M	Y	K1	K2	LC	LM
Kodak ESP 3250	173				1421			
Kodak ESP 5250	172				1555			
Kodak ESP-7	174				1546			
Kodak ESP-9	174				1405			
Brother MFC-5490cn		88	110	91	24117			
Canon MP210	89				949			
Canon MP470	113				1637			
Canon MP620		201	217	213	1952	610		
Canon MX330	92				1336			
Canon MX860		198	217	220	1796	600		
Epson Artisan 800		496	357	241	593		102	112
Epson NX400		90	91	123	479			
Epson RX595		390	298	205	448		102	112
Epson Workforce 610		109	109	135	249			
HP C4480	52				1249			
HP C4780	50				1451			
HP C6380		94	130	98	723	85		
HP OJ J4580	124				1632			
HP OJ J4680	110				1772			
HP OJ 6500		69	97	86	1811			
Lexmark Pro705		67	80	87	584			
Lexmark X6650	38				2111			

Note: Kodak's color cartridge includes black and protective inks.

Test results and cost information provided by QualityLogic. Tests were performed under laboratory conditions and end-user's results may vary. Test results, ink cartridge pricing and cost per page pricing subject to change without notice by QualityLogic. All test results and cost information are provided "as-is," "as available," and all warranties, expressed or implied, are hereby disclaimed. Users of the information contained herein assume full responsibility and risk of loss resulting from usage thereof.

B. Ink Cartridge Pricing

Cartridge prices used in this Cost of Ink Per Page analysis were researched and provided to QualityLogic by Gap as of Q3 2009. Gap's methodology for data collection used the manufacturer's website for the US. Only standard as-shipped-in-box cartridges or the standard-yield ink cartridges in single quantity pricing (i.e., no multi-packs, high yield, combo packs, value packs or special promotions) were evaluated for the purpose of making like-basis comparisons between all printers. Below is the summary of the ink cartridges and their individual prices.

Ink Cartridge Pricing								
	CMY	C	M	Y	K1	K2	LC	LM
Kodak ESP 3250	\$14.99				\$9.99			
Kodak ESP 5250	\$14.99				\$9.99			
Kodak ESP-7	\$14.99				\$9.99			
Kodak ESP-9	\$14.99				\$9.99			
Brother MFC-5490cn		\$10.49	\$10.49	\$10.49	\$24.49			
Canon MP210	\$20.99				\$16.99			
Canon MP470	\$26.99				\$22.99			
Canon MP620		\$12.99	\$12.99	\$12.99	\$14.99	\$12.99		
Canon MX330	\$20.99				\$15.99			
Canon MX860		\$12.99	\$12.99	\$12.99	\$14.99	\$12.99		
Epson Artisan 800		\$10.44	\$10.44	\$10.44	\$17.09		\$10.44	\$10.44
Epson NX400		\$12.34	\$12.34	\$12.34	\$16.99			
Epson RX595		\$12.99	\$12.99	\$12.99	\$16.14		\$12.99	\$12.99
Epson Workforce 610		\$12.34	\$12.34	\$12.34	\$16.99			
HP C4480	\$19.99				\$14.99			
HP C4780	\$19.99				\$14.99			
HP C6380		\$9.99	\$9.99	\$9.99	\$11.99	\$9.99		
HP OJ J4580	\$28.99				\$14.99			
HP OJ J4680	\$28.99				\$14.99			
HP OJ 6500		\$9.99	\$9.99	\$9.99	\$19.99			
Lexmark Pro705		\$9.99	\$9.99	\$9.99	\$15.99			
Lexmark X6650	\$26.99				\$23.99			

US Dollars

Source: Gap

C. Cost of Ink Per Page – Per Cartridge

QualityLogic then calculated the Cost of Ink Per Page per cartridge by dividing the price of each cartridge (as defined by Gap’s localized cartridge price, noted above in Section B) by the yield for each cartridge in each model (as defined above in Section A). This calculation results in the Cost of Ink Per Page per cartridge for each test mode: mono, color and photo.

$$\frac{\text{Price per cartridge}}{\text{Ink yield (in number of pages/photos)}} = \text{Cost of Ink Per Page – per cartridge}$$

Mono Cost of Ink Per Individual Cartridge per Page (US Dollars)

	Mono Ink Cost							
	CMY	C	M	Y	K1	K2	LC	LM
Kodak ESP 3250	\$0.004				\$0.018			
Kodak ESP 5250	\$0.004				\$0.018			
Kodak ESP-7	\$0.003				\$0.018			
Kodak ESP-9	\$0.003				\$0.019			
Brother MFC-5490cn		\$0.001	\$0.001	\$0.001	\$0.043			
Canon MP210	\$0.019				\$0.074			
Canon MP470	\$0.010				\$0.064			
Canon MP620		\$0.004	\$0.004	\$0.003	\$0.041	\$0.002		
Canon MX330	\$0.008				\$0.056			
Canon MX860		\$0.004	\$0.004	\$0.003	\$0.042	\$0.002		
Epson Artisan 800		\$0.005	\$0.005	\$0.002	\$0.028		\$0.006	\$0.004
Epson NX400		\$0.010	\$0.008	\$0.008	\$0.066			
Epson RX595		\$0.004	\$0.004	\$0.003	\$0.043		\$0.004	\$0.003
Epson Workforce 610		\$0.003	\$0.002	\$0.003	\$0.061			
HP C4480	\$0.013				\$0.071			
HP C4780	\$0.017				\$0.074			
HP C6380		\$0.004	\$0.004	\$0.004	\$0.041	\$0.003		
HP OJ J4580	\$0.022				\$0.086			
HP OJ J4680	\$0.012				\$0.074			
HP OJ 6500		\$0.004	\$0.003	\$0.003	\$0.049			
Lexmark Pro705		\$0.004	\$0.003	\$0.003	\$0.062			
Lexmark X6650	\$0.002				\$0.121			

Test results and cost information provided by QualityLogic. Tests were performed under laboratory conditions and end-user’s results may vary. Test results, ink cartridge pricing and cost per page pricing subject to change without notice by QualityLogic. All test results and cost information are provided “as-is,” “as available,” and all warranties, expressed or implied, are hereby disclaimed. Users of the information contained herein assume full responsibility and risk of loss resulting from usage thereof.

Color Cost of Ink Per Individual Cartridge per Page
(US Dollars)

	Color Ink cost							
	CMY	C	M	Y	K1	K2	LC	LM
Kodak ESP 3250	\$0.039				\$0.029			
Kodak ESP 5250	\$0.039				\$0.029			
Kodak ESP-7	\$0.039				\$0.029			
Kodak ESP-9	\$0.039				\$0.029			
Brother MFC-5490cn		\$0.023	\$0.029	\$0.032	\$0.047			
Canon MP210	\$0.090				\$0.073			
Canon MP470	\$0.081				\$0.066			
Canon MP620		\$0.023	\$0.024	\$0.024	\$0.044	\$0.003		
Canon MX330	\$0.079				\$0.056			
Canon MX860		\$0.023	\$0.025	\$0.023	\$0.046	\$0.003		
Epson Artisan 800		\$0.011	\$0.023	\$0.015	\$0.030		\$0.031	\$0.016
Epson NX400		\$0.031	\$0.041	\$0.029	\$0.067			
Epson RX595		\$0.013	\$0.026	\$0.022	\$0.046		\$0.034	\$0.017
Epson Workforce 610		\$0.031	\$0.043	\$0.029	\$0.069			
HP C4480	\$0.111				\$0.073			
HP C4780	\$0.127				\$0.076			
HP C6380		\$0.034	\$0.037	\$0.043	\$0.045	\$0.012		
HP OJ J4580	\$0.079				\$0.084			
HP OJ J4680	\$0.085				\$0.075			
HP OJ 6500		\$0.042	\$0.039	\$0.038	\$0.052			
Lexmark Pro705		\$0.035	\$0.042	\$0.037	\$0.067			
Lexmark X6650	\$0.144				\$0.123			

Test results and cost information provided by QualityLogic. Tests were performed under laboratory conditions and end-user's results may vary. Test results, ink cartridge pricing and cost per page pricing subject to change without notice by QualityLogic. All test results and cost information are provided "as-is," "as available," and all warranties, expressed or implied, are hereby disclaimed. Users of the information contained herein assume full responsibility and risk of loss resulting from usage thereof.

Photo Cost of Ink Per Individual Cartridge per Page
(US Dollars)

	Photo Ink Cost							
	CMY	C	M	Y	K1	K2	LC	LM
Kodak ESP 3250	\$0.087				\$0.007			
Kodak ESP 5250	\$0.087				\$0.006			
Kodak ESP-7	\$0.086				\$0.006			
Kodak ESP-9	\$0.086				\$0.007			
Brother MFC-5490cn		\$0.119	\$0.095	\$0.115	\$0.001			
Canon MP210	\$0.236				\$0.018			
Canon MP470	\$0.239				\$0.014			
Canon MP620		\$0.065	\$0.060	\$0.061	\$0.008	\$0.021		
Canon MX330	\$0.228				\$0.012			
Canon MX860		\$0.066	\$0.060	\$0.059	\$0.008	\$0.022		
Epson Artisan 800		\$0.021	\$0.029	\$0.043	\$0.029		\$0.102	\$0.093
Epson NX400		\$0.137	\$0.136	\$0.100	\$0.035			
Epson RX595		\$0.033	\$0.044	\$0.063	\$0.036		\$0.127	\$0.116
Epson Workforce 610		\$0.113	\$0.113	\$0.091	\$0.068			
HP C4480	\$0.384				\$0.012			
HP C4780	\$0.400				\$0.010			
HP C6380		\$0.106	\$0.077	\$0.102	\$0.017	\$0.118		
HP OJ J4580	\$0.234				\$0.009			
HP OJ J4680	\$0.264				\$0.008			
HP OJ 6500		\$0.145	\$0.103	\$0.116	\$0.011			
Lexmark Pro705		\$0.149	\$0.125	\$0.115	\$0.027			
Lexmark X6650	\$0.710				\$0.011			

D. Cost of Ink Per Page

Cost of Ink Per Page for each printer is calculated by summing the Cost of Ink Per Page per cartridge for each cartridge tested in a given printer model (as determined above in Section C).

$$\text{Cost of Ink Per Page} = \text{CMY} + \text{C} + \text{M} + \text{Y} + \text{K1} + \text{K2} + \text{LC} + \text{LM}$$

The Cost of Ink Per Page per printer is reflected below. Note that, due to rounding, the total CoIPP may not match the individual ink cartridge costs.

Test results and cost information provided by QualityLogic. Tests were performed under laboratory conditions and end-user's results may vary. Test results, ink cartridge pricing and cost per page pricing subject to change without notice by QualityLogic. All test results and cost information are provided "as-is," "as available," and all warranties, expressed or implied, are hereby disclaimed. Users of the information contained herein assume full responsibility and risk of loss resulting from usage thereof.

Mono Cost of Ink Per Individual Cartridge and Total Cost of Ink Per Page
(US Dollars)

	Mono Ink Cost								Mono
	CMY	C	M	Y	K1	K2	LC	LM	CoIPP
Kodak ESP 3250	\$0.004				\$0.018				\$0.022
Kodak ESP 5250	\$0.004				\$0.018				\$0.022
Kodak ESP-7	\$0.003				\$0.018				\$0.022
Kodak ESP-9	\$0.003				\$0.019				\$0.022
Brother MFC-5490cn		\$0.001	\$0.001	\$0.001	\$0.043				\$0.047
Canon MP210	\$0.019				\$0.074				\$0.093
Canon MP470	\$0.010				\$0.064				\$0.075
Canon MP620		\$0.004	\$0.004	\$0.003	\$0.041	\$0.002			\$0.053
Canon MX330	\$0.008				\$0.056				\$0.064
Canon MX860		\$0.004	\$0.004	\$0.003	\$0.042	\$0.002			\$0.053
Epson Artisan 800		\$0.005	\$0.005	\$0.002	\$0.028		\$0.006	\$0.004	\$0.051
Epson NX400		\$0.010	\$0.008	\$0.008	\$0.066				\$0.091
Epson RX595		\$0.004	\$0.004	\$0.003	\$0.043		\$0.004	\$0.003	\$0.061
Epson Workforce 610		\$0.003	\$0.002	\$0.003	\$0.061				\$0.070
HP C4480	\$0.013				\$0.071				\$0.084
HP C4780	\$0.017				\$0.074				\$0.091
HP C6380		\$0.004	\$0.004	\$0.004	\$0.041	\$0.003			\$0.056
HP OJ J4580	\$0.022				\$0.086				\$0.108
HP OJ J4680	\$0.012				\$0.074				\$0.086
HP OJ 6500		\$0.004	\$0.003	\$0.003	\$0.049				\$0.060
Lexmark Pro705		\$0.004	\$0.003	\$0.003	\$0.062				\$0.072
Lexmark X6650	\$0.002				\$0.121				\$0.123

Test results and cost information provided by QualityLogic. Tests were performed under laboratory conditions and end-user's results may vary. Test results, ink cartridge pricing and cost per page pricing subject to change without notice by QualityLogic. All test results and cost information are provided "as-is," "as available," and all warranties, expressed or implied, are hereby disclaimed. Users of the information contained herein assume full responsibility and risk of loss resulting from usage thereof.

Color Cost of Ink Per Individual Cartridge and Total Cost of Ink Per Page
(US Dollars)

	Color Ink cost								Color
	CMY	C	M	Y	K1	K2	LC	LM	CoIPP
Kodak ESP 3250	\$0.039				\$0.029				\$0.068
Kodak ESP 5250	\$0.039				\$0.029				\$0.068
Kodak ESP-7	\$0.039				\$0.029				\$0.068
Kodak ESP-9	\$0.039				\$0.029				\$0.068
Brother MFC-5490cn		\$0.023	\$0.029	\$0.032	\$0.047				\$0.132
Canon MP210	\$0.090				\$0.073				\$0.163
Canon MP470	\$0.081				\$0.066				\$0.147
Canon MP620		\$0.023	\$0.024	\$0.024	\$0.044	\$0.003			\$0.117
Canon MX330	\$0.079				\$0.056				\$0.135
Canon MX860		\$0.023	\$0.025	\$0.023	\$0.046	\$0.003			\$0.120
Epson Artisan 800		\$0.011	\$0.023	\$0.015	\$0.030		\$0.031	\$0.016	\$0.125
Epson NX400		\$0.031	\$0.041	\$0.029	\$0.067				\$0.167
Epson RX595		\$0.013	\$0.026	\$0.022	\$0.046		\$0.034	\$0.017	\$0.158
Epson Workforce 610		\$0.031	\$0.043	\$0.029	\$0.069				\$0.172
HP C4480	\$0.111				\$0.073				\$0.184
HP C4780	\$0.127				\$0.076				\$0.203
HP C6380		\$0.034	\$0.037	\$0.043	\$0.045	\$0.012			\$0.171
HP OJ J4580	\$0.079				\$0.084				\$0.163
HP OJ J4680	\$0.085				\$0.075				\$0.160
HP OJ 6500		\$0.042	\$0.039	\$0.038	\$0.052				\$0.171
Lexmark Pro705		\$0.035	\$0.042	\$0.037	\$0.067				\$0.181
Lexmark X6650	\$0.144				\$0.123				\$0.267

Test results and cost information provided by QualityLogic. Tests were performed under laboratory conditions and end-user's results may vary. Test results, ink cartridge pricing and cost per page pricing subject to change without notice by QualityLogic. All test results and cost information are provided "as-is," "as available," and all warranties, expressed or implied, are hereby disclaimed. Users of the information contained herein assume full responsibility and risk of loss resulting from usage thereof.

**Photo Cost of Ink Per Individual Cartridge and Total Cost of Ink Per Page
(US Dollars)**

	Photo Ink Cost								Photo
	CMY	C	M	Y	K1	K2	LC	LM	CoIPP
Kodak ESP 3250	\$0.087				\$0.007				\$0.094
Kodak ESP 5250	\$0.087				\$0.006				\$0.094
Kodak ESP-7	\$0.086				\$0.006				\$0.093
Kodak ESP-9	\$0.086				\$0.007				\$0.093
Brother MFC-5490cn		\$0.119	\$0.095	\$0.115	\$0.001				\$0.331
Canon MP210	\$0.236				\$0.018				\$0.254
Canon MP470	\$0.239				\$0.014				\$0.253
Canon MP620		\$0.065	\$0.060	\$0.061	\$0.008	\$0.021			\$0.214
Canon MX330	\$0.228				\$0.012				\$0.240
Canon MX860		\$0.066	\$0.060	\$0.059	\$0.008	\$0.022			\$0.215
Epson Artisan 800		\$0.021	\$0.029	\$0.043	\$0.029		\$0.102	\$0.093	\$0.318
Epson NX400		\$0.137	\$0.136	\$0.100	\$0.035				\$0.409
Epson RX595		\$0.033	\$0.044	\$0.063	\$0.036		\$0.127	\$0.116	\$0.420
Epson Workforce 610		\$0.113	\$0.113	\$0.091	\$0.068				\$0.386
HP C4480	\$0.384				\$0.012				\$0.396
HP C4780	\$0.400				\$0.010				\$0.410
HP C6380		\$0.106	\$0.077	\$0.102	\$0.017	\$0.118			\$0.419
HP OJ J4580	\$0.234				\$0.009				\$0.243
HP OJ J4680	\$0.264				\$0.008				\$0.272
HP OJ 6500		\$0.145	\$0.103	\$0.116	\$0.011				\$0.375
Lexmark Pro705		\$0.149	\$0.125	\$0.115	\$0.027				\$0.416
Lexmark X6650	\$0.710				\$0.011				\$0.722

Test results and cost information provided by QualityLogic. Tests were performed under laboratory conditions and end-user's results may vary. Test results, ink cartridge pricing and cost per page pricing subject to change without notice by QualityLogic. All test results and cost information are provided "as-is," "as available," and all warranties, expressed or implied, are hereby disclaimed. Users of the information contained herein assume full responsibility and risk of loss resulting from usage thereof.

Contact Information

For information regarding this Cost of Ink Per Page Analysis, please contact the following person/s:

QualityLogic:



QualityLogic

Dave Jollota
President & CEO
Phone: +1-805-531-9030 x122
djollota@qualitylogic.com

Gary James
General Manager, Testing Services Group
Phone: +1-805-531-9030 x151
gjames@qualitylogic.com

Gap:



gap intelligence

Tom Foster
Director Sales and Marketing
Phone: 760 434-7222
Fax: 619 574-6600
tfoster@gapintelligence.com
Address: 701 C Street, San Diego, CA 92101

Gap Intelligence - Company Overview

Gap Intelligence is a global leader in providing timely, actionable competitive intelligence solutions to help manufacturers in the digital imaging space stay ahead of the competition. Our printer hardware and supplies databases are updated on a weekly basis with street pricing and promotional data. Dedicated industry analysts publish insightful, analytical reports and tools to help clients make smarter decisions and respond to market changes faster.

Appendix A: QualityLogic Declared Yield Test Results

The following data was extracted from the Yield Reports for each product tested. Complete reports are available from QualityLogic upon request.

ISO Test Results - Summary

Test Methodology

In order to obtain these yield results, two different methodologies were used in combination with three test suites. This section will detail the common areas between the methodologies, the differences between them, and highlight some key terms from ISO/IEC 24711, 24712, and 19752 that are particularly important to understand when reviewing these yield claims.

Common Methodology and Definitions

Number of Printers Tested	Minimum of three
Number of Cartridges Tested	Minimum of nine of each color
Temperature	Testing room average 23.0°C ± 2°C with all running average temperatures between 20.0°C and 26.0°C
Fade	Phenomenon in which a significant reduction in uniformity occurs due to ink depletion
Ink Out	Signal generated by the printing system when the usable ink in the system is depleted and the printer stops printing
End of Life (EOL)	A condition determined by one of two mechanisms: fade or ink out (only if ink out stops printing)
Semi-Continuous Printing	Printing in a continuous manner, pausing only for intra-job servicing, printer calibrations, paper changes, breaks, and end of work days
Declared Cartridge Yield	Cartridge Yield (in pages) that is at or below the lower 90% confidence bound of the average yield
Estimated Supplemental Cartridge Yield	Estimated yield for a supplemental cartridge (real or estimated with use of a proxy) calculated with at least three cartridges
Average Supplemental Cartridge Yield	Average yield for a supplemental cartridge where EOL was reached on at least nine cartridges (three per printer)
Proxy Cartridge	A primary cartridge of the same physical size as a supplemental cartridge which had a starting weight within +/- 10% of the supplemental cartridge starting weight

**Mono Ink Methodology and Definitions –
In accordance with ISO/IEC 24711, ISO/IEC 19752**

Test Suite	ISO/IEC 19752
Driver Set-up	See Color Ink Methodology. In addition, if a “Black Only” or “Text Only” mode was available in the driver, it was enabled.
Paper	A4 or 8 ½" x 11" (see individual test reports)
Semi-Continuous Printing	Each copy of the test suite was printed as a separate one-page print job allowing for some intra-job servicing and calibration to take place
Primary Cartridge	The black cartridge or, if no black cartridge was present, the color cartridges that were used to develop composite black
Supplemental Cartridge	Any installed cartridge except the full density black cartridge, including the full density Cyan, Magenta, and Yellow cartridges, as well as any photo cartridges
Individual Cartridge Yield	The number of test pages printed between cartridge installation and end of life

**Color Ink Methodology and Definitions –
In accordance with ISO/IEC 24711, ISO IEC 24712**

Test Suite	ISO/IEC 24712
Driver Set-up	All image and print quality modifiers were set to their factory pre-set configuration for the printer and default installed condition for the driver. If auto media detection was available on the printer, it was disabled and media-type set to plain paper.
Paper	A4 or 8 ½" by 11" (see individual test reports)
Semi-Continuous Printing	Each copy of the test suite was printed as a separate five-page print job allowing for some intra-job servicing and calibration to take place
Primary Cartridge	Cartridge containing full density black, cyan, magenta, or yellow, or a combination of full density cyan, magenta and yellow
Supplemental Cartridge	Cartridge other than the full density cyan, magenta, yellow and black cartridges
Individual Cartridge Yield	Value determined by counting the number of diagnostic pages (last page of the test page suite) printed between cartridge installation and end of life, and multiplying by five

**Photo Ink Methodology and Definitions –
In accordance with QualityLogic Color Photo Cartridge Yield Test
Methodology**

Test Suite	QualityLogic Color Photo Suite.
Driver Set-up	The highest print quality mode readily available in the driver was used
Paper	The best photo paper recommended by each manufacturer. A4 or 8 ½" x 11" papers were used to print a borderless 4" x 6" (approximately 10 x 15 cm) photo. (See individual test reports).
Semi-Continuous Printing	Each copy of the test suite was printed as a separate 10-page print job allowing for some intra-job servicing and calibration to take place
Primary Cartridge	Cyan, Magenta, Yellow and Photo cartridges or any cartridges containing these colors were considered as primary cartridges. In addition, any other cartridge that exhausted nine or more cartridges during the execution of nine of the above cartridges was considered as primary.
Supplemental Cartridge	Any cartridge installed in the printer while printing photos that did not meet the definition of a primary cartridge was considered a supplemental cartridge
Individual Cartridge Yield	The number of test pages printed between cartridge installation and end of life

The following data was extracted from the Yield Reports for each product tested – complete reports are available upon request.

Printer Identifier	Kodak ESP 3250
Printer Manufacturer	Kodak
Cartridge Identifier	Black Ink Cartridge 10 & Color Ink Cartridge 10
Cartridge Type	Separate ink supply and print head
Date Tested	October 23, 2009 to October 29, 2009
EOL Criteria	This printer has Ink Out which stops printing. Whichever came first, either Ink Out or Fade, was used as the EOL criteria.
Print mode used	Continuous
Paper Size	Letter
Media used	Xerox Business 4200, 92 Brightness, 20lb. weight
Driver version	Driver Version = 07/31/2009, 4.2.7.3 The following driver settings were changed from default: Color Ink Test: Paper type = Changed to Plain Paper from Auto Select Mono Ink test: Paper type = Changed to Plain Paper from Auto Select Color Printing = Changed to Black and White from Color

Declaration of Yield

Inkjet Cartridge Yield when tested in Kodak ESP 3250:

Using the test suite defined in ISO/IEC 24712 provides the following results:

Average K (Black) Cartridge Yield – Up to 340 standard pages

Average Color Cartridge Yield – Up to 388 standard pages

Using the test page defined in ISO/IEC 19752 provides the following results:

Average K (Black) Cartridge Yield – Up to 546 standard pages

Estimated supplemental Color Cartridge Yield – Up to 4,225 standard pages

Values obtained by continuous printing. Declared yield values in accordance with ISO/IEC 24711

Using 24712 Test Suite

Cartridge Identifier	Color	Average (pages)	Standard Deviation (pages)	90% Lower Confidence (pages)	Number used in calculations/test	Primary/ Supplemental
Black Ink Cartridge 10	K (Black)	345	8	340	9/15	Primary
Color Ink Cartridge 10	Color	395	11	388	9/12	Primary

Using 19752 Test Page

Cartridge Identifier	Color	Average (pages)	Standard Deviation (pages)	90% Lower Confidence (pages)	Number used in calculations/test	Primary/ Supplemental
Black Ink Cartridge 10	K (Black)	547	2	546	21/24	Primary
Color Ink Cartridge 10	Color	4,232	5	4,225	3/3	Supplemental

Test results and cost information provided by QualityLogic. Tests were performed under laboratory conditions and end-user's results may vary. Test results, ink cartridge pricing and cost per page pricing subject to change without notice by QualityLogic. All test results and cost information are provided "as-is," "as available," and all warranties, expressed or implied, are hereby disclaimed. Users of the information contained herein assume full responsibility and risk of loss resulting from usage thereof.

Printer Identifier	Kodak ESP 3250
Printer Manufacturer	Kodak
Cartridge Identifier	Black Ink Cartridge 10 & Color Ink Cartridge 10
Cartridge Type	Separate ink supply and print head
Date Tested	October 29, 2009 to October 30, 2009
EOL Criteria	This printer has Ink Out which stops printing. Whichever came first, either Ink Out or Fade, was used as the EOL criteria.
Print mode used	Continuous
Paper Size	4" x 6" borderless photo on 8 1/2" x 11" photo paper
Media used	Kodak Ultra Premium Photo Paper High Gloss
Driver version	Driver Version = 07/31/2009, 4.2.7.3 The following driver settings were changed from default: Paper Type = Changed to KODAK ULTRA Premium Photo – High Gloss from Auto Select

Declaration of Yield

Inkjet Cartridge Yield when tested in Kodak ESP 3250:

Using the QualityLogic Color Photo test suite provides the following results:

Average Color Cartridge Yield – Up to 173 standard pages

Estimated supplemental K (Black) Cartridge Yield – Up to 1,421 standard pages

Values obtained by continuous printing. Declared yield values in accordance with QualityLogic Color Photo Yield Test Methodology

Cartridge Identifier	Color	Average (pages)	Standard Deviation (pages)	90% Lower Confidence (pages)	Number used in calculations/test	Primary/ Supplemental
Color Ink Cartridge 10	Color	173	1	173	9/9	Primary
Black Ink Cartridge 10	K (Black)	1,547	74	1,421	3/3	Supplemental

Test results and cost information provided by QualityLogic. Tests were performed under laboratory conditions and end-user's results may vary. Test results, ink cartridge pricing and cost per page pricing subject to change without notice by QualityLogic. All test results and cost information are provided "as-is," "as available," and all warranties, expressed or implied, are hereby disclaimed. Users of the information contained herein assume full responsibility and risk of loss resulting from usage thereof.

Printer Identifier	Kodak ESP 5250
Printer Manufacturer	Kodak
Cartridge Identifier	Black Ink Cartridge 10 & Color Ink Cartridge 10
Cartridge Type	Separate ink supply and print head
Date Tested	November 4, 2009 to November 12, 2009
EOL Criteria	This printer has Ink Out which stops printing. Whichever came first, either Ink Out or Fade, was used as the EOL criteria.
Print mode used	Continuous
Paper Size	Letter
Media used	Xerox Business 4200, 92 Brightness, 20lb. weight
Driver version	Driver Version = 07/31/2009, 4.2.7.3 The following driver settings were changed from default: Color Ink Test: Paper type = Changed to Plain Paper from Auto Select Mono Ink test: Paper type = Changed to Plain Paper from Auto Select Color Printing = Changed to Black and White from Color

Declaration of Yield

Inkjet Cartridge Yield when tested in Kodak ESP 5250:

Using the test suite defined in ISO/IEC 24712 provides the following results:

Average K (Black) Cartridge Yield – Up to 340 standard pages

Average Color Cartridge Yield – Up to 386 standard pages

Using the test page defined in ISO/IEC 19752 provides the following results:

Average K (Black) Cartridge Yield – Up to 543 standard pages

Estimated supplemental Color Cartridge Yield – Up to 4,233 standard pages

Values obtained by continuous printing. Declared yield values in accordance with ISO/IEC 24711

Using 24712 Test Suite

Cartridge Identifier	Color	Average (pages)	Standard Deviation (pages)	90% Lower Confidence (pages)	Number used in calculations/test	Primary/ Supplemental
Black Ink Cartridge 10	K (Black)	345	8	340	9/15	Primary
Color Ink Cartridge 10	Color	394	12	386	9/12	Primary

Using 19752 Test Page

Cartridge Identifier	Color	Average (pages)	Standard Deviation (pages)	90% Lower Confidence (pages)	Number used in calculations/test	Primary/ Supplemental
Black Ink Cartridge 10	K (Black)	544	2	543	21/24	Primary
Color Ink Cartridge 10	Color	4,243	6	4,233	3/3	Supplemental

Printer Identifier	Kodak ESP 5250
Printer Manufacturer	Kodak
Cartridge Identifier	Black Ink Cartridge 10 & Color Ink Cartridge 10
Cartridge Type	Separate ink supply and print head
Date Tested	November 13, 2009 to November 17, 2009
EOL Criteria	This printer has Ink Out which stops printing. Whichever came first, either Ink Out or Fade, was used as the EOL criteria.
Print mode used	Continuous
Paper Size	4" x 6" borderless photo on 8 1/2" x 11" photo paper
Media used	Kodak Ultra Premium Photo Paper High Gloss
Driver version	Driver Version = 07/31/2009, 4.2.7.3 The following driver settings were changed from default: Paper Type = Changed to KODAK ULTRA Premium Photo – High Gloss from Auto Select

Declaration of Yield

Inkjet Cartridge Yield when tested in Kodak ESP 5250:

Using the QualityLogic Color Photo test suite provides the following results:

Average Color Cartridge Yield – Up to 172 standard pages

Estimated supplemental K (Black) Cartridge Yield – Up to 1,555 standard pages

Values obtained by continuous printing. Declared yield values in accordance with QualityLogic Color Photo Yield Test Methodology

Cartridge Identifier	Color	Average (pages)	Standard Deviation (pages)	90% Lower Confidence (pages)	Number used in calculations/test	Primary/ Supplemental
Color Ink Cartridge 10	Color	173	1	172	9/10	Primary
Black Ink Cartridge 10	K (Black)	1,598	26	1,555	3/4	Supplemental

Test results and cost information provided by QualityLogic. Tests were performed under laboratory conditions and end-user's results may vary. Test results, ink cartridge pricing and cost per page pricing subject to change without notice by QualityLogic. All test results and cost information are provided "as-is," "as available," and all warranties, expressed or implied, are hereby disclaimed. Users of the information contained herein assume full responsibility and risk of loss resulting from usage thereof.

Printer Identifier	Kodak ESP-7
Printer Manufacturer	Kodak
Cartridge Identifier	Black Ink Cartridge 10 & Color Ink Cartridge 10
Cartridge Type	Separate ink supply and print head
Date Tested	March 19, 2009 to April 9, 2009
EOL Criteria	This printer has Ink Out which stops printing. Whichever came first, either Ink Out or Fade, was used as the EOL criteria.
Print mode used	Continuous
Paper Size	Letter
Media used	Xerox Business 4200, 92 Brightness, 20lb. weight
Driver version	Driver Version = 07/18/2008, 2.07.151.0 Mono Ink Test: Print colors as (Advanced Tab) = Changed to Black and White from Color

Declaration of Yield

Inkjet Cartridge Yield when tested in Kodak ESP-7:

Using the test suite defined in ISO/IEC 24712 provides the following results:

Average K (Black) Cartridge Yield – Up to 342 standard pages

Average Color Cartridge Yield – Up to 385 standard pages

Using the test page defined in ISO/IEC 19752 provides the following results:

Average K (Black) Cartridge Yield – Up to 542 standard pages

Estimated supplemental Color Cartridge Yield – Up to 4,332 standard pages

Values obtained by continuous printing. Declared yield values in accordance with ISO/IEC 24711

Using 24712 Test Suite						
Cartridge Identifier	Color	Average (pages)	Standard Deviation (pages)	90% Lower Confidence (pages)	Number used in calculations/test	Primary/ Supplemental
Black Ink Cartridge 10	K (Black)	347	8	342	9/13	Primary
Color Ink Cartridge 10	Color	390	9	385	9/10	Primary

Using 19752 Test Page						
Cartridge Identifier	Color	Average (pages)	Standard Deviation (pages)	90% Lower Confidence (pages)	Number used in calculations/test	Primary/ Supplemental
Black Ink Cartridge 10	K (Black)	548	18	542	23/25	Primary
Color Ink Cartridge 10	Color	4,358	15	4,332	3/4	Supplemental

Printer Identifier	Kodak ESP-7
Printer Manufacturer	Kodak
Cartridge Identifier	Black Ink Cartridge 10 & Color Ink Cartridge 10
Cartridge Type	Separate ink supply and print head
Date Tested	March 19, 2009 to April 10, 2009
EOL Criteria	This printer has Ink Out which stops printing. Whichever came first, either Ink Out or Fade, was used as the EOL criteria.
Print mode used	Continuous
Paper Size	4" x 6" borderless photo on 8 ½" x 11" photo paper
Media used	Kodak Ultra Premium Photo Paper High Gloss
Driver version	Driver Version = 07/18/2008, 2.07.151.0

Declaration of Yield

Inkjet Cartridge Yield when tested in Kodak ESP-7:

Using the QualityLogic Color Photo test suite provides the following results:

Average Color Cartridge Yield – Up to 174 standard pages

Estimated supplemental K (Black) Cartridge Yield – Up to 1,546 standard pages

Values obtained by continuous printing. Declared yield values in accordance with QualityLogic Color Photo Yield Test Methodology

Cartridge Identifier	Color	Average (pages)	Standard Deviation (pages)	90% Lower Confidence (pages)	Number used in calculations/test	Primary/ Supplemental
Color Ink Cartridge 10	Color	174	1	174	9/10	Primary
Black Ink Cartridge 10	K (Black)	1,591	26	1,546	3/4	Supplemental

Test results and cost information provided by QualityLogic. Tests were performed under laboratory conditions and end-user's results may vary. Test results, ink cartridge pricing and cost per page pricing subject to change without notice by QualityLogic. All test results and cost information are provided "as-is," "as available," and all warranties, expressed or implied, are hereby disclaimed. Users of the information contained herein assume full responsibility and risk of loss resulting from usage thereof.

Printer Identifier	Kodak ESP-9
Printer Manufacturer	Kodak
Cartridge Identifier	Black Ink Cartridge 10 & Color Ink Cartridge 10
Cartridge Type	Separate ink supply and print head
Date Tested	April 13, 2009 to April 24, 2009
EOL Criteria	This printer has Ink Out which stops printing. Whichever came first, either Ink Out or Fade, was used as the EOL criteria.
Print mode used	Continuous
Paper Size	Letter
Media used	Xerox Business 4200, 92 Brightness, 20lb. weight
Driver version	Driver Version = 08/21/2008,3.1.3.0 Mono Ink Test: Print colors as (Advanced Tab) = Changed to Black and White from Color

Declaration of Yield

Inkjet Cartridge Yield when tested in Kodak ESP-9:

Using the test suite defined in ISO/IEC 24712 provides the following results:

Average K (Black) Cartridge Yield – Up to 342 standard pages

Average Color Cartridge Yield – Up to 385 standard pages

Using the test page defined in ISO/IEC 19752 provides the following results:

Average K (Black) Cartridge Yield – Up to 539 standard pages

Estimated supplemental Color Cartridge Yield – Up to 4,357 standard pages

Values obtained by continuous printing. Declared yield values in accordance with ISO/IEC 24711

Using 24712 Test Suite

Cartridge Identifier	Color	Average (pages)	Standard Deviation (pages)	90% Lower Confidence (pages)	Number used in calculations/test	Primary/ Supplemental
Black Ink Cartridge 10	K (Black)	346	7	342	9/15	Primary
Color Ink Cartridge 10	Color	392	11	385	9/12	Primary

Using 19752 Test Page

Cartridge Identifier	Color	Average (pages)	Standard Deviation (pages)	90% Lower Confidence (pages)	Number used in calculations/test	Primary/ Supplemental
Black Ink Cartridge 10	K (Black)	546	19	539	24/24	Primary
Color Ink Cartridge 10	Color	4,365	5	4,357	3/3	Supplemental

Printer Identifier	Kodak ESP-9
Printer Manufacturer	Kodak
Cartridge Identifier	Black Ink Cartridge 10 & Color Ink Cartridge 10
Cartridge Type	Separate ink supply and print head
Date Tested	April 24, 2009 to April 28, 2009
EOL Criteria	This printer has Ink Out which stops printing. Whichever came first, either Ink Out or Fade, was used as the EOL criteria.
Print mode used	Continuous
Paper Size	4" x 6" borderless photo on 8 ½" x 11" photo paper
Media used	Kodak Ultra Premium Photo Paper High Gloss
Driver version	Driver Version = 08/21/2008,3.1.3.0

Declaration of Yield

Inkjet Cartridge Yield when tested in Kodak ESP-9:

Using the QualityLogic Color Photo test suite provides the following results:

Average Color Cartridge Yield – Up to 174 standard pages

Estimated supplemental K (Black) Cartridge Yield – Up to 1,405 standard pages

Values obtained by continuous printing. Declared yield values in accordance with QualityLogic Color Photo Yield Test Methodology

Cartridge Identifier	Color	Average (pages)	Standard Deviation (pages)	90% Lower Confidence (pages)	Number used in calculations/test	Primary/ Supplemental
Color Ink Cartridge 10	Color	175	2	174	9/9	Primary
Black Ink Cartridge 10	K (Black)	1,718	185	1,405	3/3	Supplemental

Printer Identifier	Brother MFC-5490cn
Printer Manufacturer	Brother
Cartridge Identifier	LC61BK, LC61C, LC61M, LC61Y
Cartridge Type	Separate ink supply and print head
Date Tested	March 23, 2009 to March 31, 2009
EOL Criteria	This printer has Ink Out which stops printing. Whichever came first, either Ink Out or Fade, was used as the EOL criteria.
Print mode used	Continuous
Paper Size	Letter
Media used	Xerox Business 4200, 92 Brightness 20lb. weight
Driver version	Driver Version= Brother MFC-5490CN Printer Version 5.02/Version 5.1 (Build 2600 Service pack 3)

Declaration of Yield

Inkjet Cartridge Yield when tested in Brother MFC-5490cn:

Using the test suite defined in ISO/IEC 24712 provides the following results:

- Average K (Black) Cartridge Yield – Up to 521 standard pages
- Average Cyan Cartridge Yield – Up to 448 standard pages
- Average Magenta Cartridge Yield – Up to 360 standard pages
- Average Yellow Cartridge Yield – Up to 326 standard pages

Using the test page defined in ISO/IEC 19752 provides the following results:

- Average K (Black) Cartridge Yield – Up to 568 standard pages
- Estimated supplemental Cyan Cartridge Yield – Up to 7,056 standard pages
- Estimated supplemental Magenta Cartridge Yield – Up to 8,572 standard pages
- Estimated supplemental Yellow Cartridge Yield – Up to 7,709 standard pages

Values obtained by continuous printing. Declared yield value in accordance with ISO/IEC 24711.

Using 24712 Test Suite						
Cartridge Identifier	Color	Average (pages)	Standard Deviation (pages)	90% Lower Confidence (pages)	Number used in calculations/test	Primary/ Supplemental
LC61BK	K (Black)	529	14	521	9/12	Primary
LC61C	Cyan	462	22	448	9/15	Primary
LC61M	Magenta	368	14	360	12/18	Primary
LC61Y	Yellow	331	9	326	12/18	Primary

Using 19752 Test Page						
Cartridge Identifier	Color	Average (pages)	Standard Deviation (pages)	90% Lower Confidence (pages)	Number used in calculations/test	Primary/ Supplemental
LC61BK	K (Black)	592	38	568	9/9	Primary
LC61C	Cyan	9,059	1,188	7,056	3/3	Supplemental
LC61M	Magenta	13,211	2,752	8,572	3/3	Supplemental
LC61Y	Yellow	11,236	2,092	7,709	3/3	Supplemental

Printer Identifier	Brother MFC-5490cn
Printer Manufacturer	Brother
Cartridge Identifier	LC61BK, LC61C, LC61M, LC61Y
Cartridge Type	Separate ink supply and print head
Date Tested	March 31, 2009 to April 2, 2009
EOL Criteria	This printer has Ink Out which stops printing. Whichever came first, either Ink Out or Fade, was used as the EOL criteria.
Print mode used	Continuous
Paper Size	4" x 6" borderless photo on 8 ½" x 11" photo paper
Media used	Brother Premium Glossy Photo Paper (BP61GLL)
Driver version	Driver Version = Brother MFC-5490CN Printer Version 5.02/Version 5.1 (Build 2600 Service pack 3) The following driver settings were changed from default: Media Type = Changed to BP61 Photo Paper from Plain Paper

Declaration of Yield

Inkjet Cartridge Yield when tested in Brother MFC-5490cn:

Using the QualityLogic Color Photo test suite provides the following results:

- Average Cyan Cartridge Yield – Up to 88 standard pages
- Average Magenta Cartridge Yield – Up to 110 standard pages
- Average Yellow Cartridge Yield – Up to 91 standard pages
- Estimated supplemental K (Black) Cartridge Yield – Up to 24,117 standard pages

Values obtained by continuous printing. Declared yield value in accordance with QualityLogic Color Photo Cartridge Yield Test Methodology.

Cartridge Identifier	Color	Average (pages)	Standard Deviation (pages)	90% Lower Confidence (pages)	Number used in calculations/test	Primary/ Supplemental
LC61C	Cyan	92	6	88	10/14	Primary
LC61M	Magenta	117	10	110	9/9	Primary
LC61Y	Yellow	93	4	91	10/13	Primary
LC61BK	K (Black)	32,665	5,071	24,117	3/3	Supplemental

Printer Identifier	Canon PIXMA MP210
Printer Manufacturer	Canon
Cartridge Identifier	PG-30, CL-31
Cartridge Type	Integral ink supply and print head
Date Tested	September 4, 2008 to September 10, 2008
EOL Criteria	Fade was used as the EOL criteria.
Print mode used	Continuous
Paper Size	Letter
Media used	Xerox Business 4200, 92 Brightness, 20lb. weight
Driver version	Driver Version = 02/06/2008, 2.10.2.11

Declaration of Yield

Inkjet Cartridge Yield when tested in Canon PIXMA MP210:

Using the test suite defined in ISO/IEC 24712 provides the following results:

Average K (Black) Cartridge Yield: Up to 232 standard pages

Average Tri-color Cartridge Yield: Up to 233 standard pages

Using the test page defined in ISO/IEC 19752 provides the following results:

Average K (Black) Cartridge Yield: Up to 230 standard pages

Estimated supplemental Tri-color Cartridge Yield: Up to 1,114 standard pages

Values obtained by continuous printing. Declared yield value in accordance with ISO/IEC 24711.

Using 24712 Test Suite						
Cartridge Identifier	Color	Average (pages)	Standard Deviation (pages)	90% Lower Confidence (pages)	Number used in calculations/test	Primary/ Supplemental
PG-30	K (Black)	237	7	232	9/15	Primary
CL-31	Tri-color	243	16	233	9/12	Primary

Using 19752 Test Page						
Cartridge Identifier	Color	Average (pages)	Standard Deviation (pages)	90% Lower Confidence (pages)	Number used in calculations/test	Primary/ Supplemental
PG-30	K (Black)	242	19	230	9/9	Primary
CL-31	Tri-color	1,194	47	1,114	3/3	Supplemental

Printer Identifier	Canon PIXMA MP210
Printer Manufacturer	Canon
Cartridge Identifier	PG-30, CL-31
Cartridge Type	Integral ink supply and print head
Date Tested	September 11, 2008 to September 12, 2008
EOL Criteria	Fade was used as the EOL criteria.
Print mode used	Continuous
Paper Size	4" x 6" borderless photo on 8 ½" x 11" photo paper
Media used	Canon Photo Paper Plus Glossy, PP-101
Driver version	Driver Version = 02/06/2008, 2.10.2.11 The following driver settings were changed from default: Media Type = Photo Paper Plus Glossy from Plain Paper Print Quality = High from Standard

Declaration of Yield

Inkjet Cartridge Yield when tested in Canon PIXMA MP210:

Using the QualityLogic Color Photo test suite provides the following results:

Average Tri-color Cartridge Yield: Up to 89 standard pages

Estimated supplemental K (Black) Cartridge Yield: Up to 949 standard pages

Values obtained by continuous printing. Declared yield value in accordance with QualityLogic Color Photo Cartridge Yield Test Methodology.

Cartridge Identifier	Color	Average (pages)	Standard Deviation (pages)	90% Lower Confidence (pages)	Number used in calculations/test	Primary/ Supplemental
CL-31	Tri-color	91	3	89	9/9	Primary
PG-30	K (Black)	1,002	31	949	3/3	Supplemental

Printer Identifier	Canon PIXMA MP470
Printer Manufacturer	Canon
Cartridge Identifier	PG-40, CL-41
Cartridge Type	Integral ink supply and print head
Date Tested	October 16, 2007 to October 18, 2007
EOL Criteria	Fade was used as the EOL criteria.
Print mode used	Continuous
Paper Size	Letter
Media used	Xerox Business 4200, 92 Brightness 20lb. weight
Driver version	Driver Version = 04/02/2007, 2.10.2.30 The driver default settings were used for testing.

Declaration of Yield

Inkjet Cartridge Yield when tested in Canon PIXMA MP470:

Using the test suite defined in ISO/IEC 24712 provides the following results:

- Average K (Black) Cartridge Yield – Up to 346 standard pages
- Average Tri-color Cartridge Yield – Up to 333 standard pages

Using the test page defined in ISO/IEC 19752 provides the following results:

- Average K (Black) Cartridge Yield – Up to 358 standard pages
- Estimated supplemental Tri-color Cartridge Yield – Up to 2,588 standard pages

Values obtained by continuous printing. Declared yield value in accordance with ISO/IEC 24711.

Using 24712 Test Suite						
Cartridge Identifier	Color	Average (pages)	Standard Deviation (pages)	90% Lower Confidence (pages)	Number used in calculations/test	Primary/ Supplemental
PG-40	K (Black)	351	8	346	9/12	Primary
CL-41	Tri-color	339	10	333	9/15	Primary

Using 19752 Test Page						
Cartridge Identifier	Color	Average (pages)	Standard Deviation (pages)	90% Lower Confidence (pages)	Number used in calculations/test	Primary/ Supplemental
PG-40	K (Black)	364	10	358	9/9	Primary
CL-41	Tri-color	2,763	104	2,588	3/3	Supplemental

Printer Identifier	Canon PIXMA MP470
Printer Manufacturer	Canon
Cartridge Identifier	PG-40, CL-41
Cartridge Type	Integral ink supply and print head
Date Tested	October 18, 2007 to October 19, 2007
EOL Criteria	Fade was used as the EOL criteria.
Print mode used	Continuous
Paper Size	4" x 6" borderless photo on 8 ½" x 11" photo
Media used	Canon Photo Paper Plus Glossy, PP-101
Driver version	Driver Version = 04/02/2007, 2.10.2.30 The following driver settings were changed from default: Media Type = Changed to Photo Paper Plus Glossy from Plain Paper Print Quality = Changed to High from Standard

Declaration of Yield

Inkjet Cartridge Yield when tested in Canon PIXMA MP470:

Using the QualityLogic Color Photo test suite provides the following results:

Average Tri-color Cartridge Yield – Up to 113 standard pages

Estimated supplemental K (Black) Cartridge Yield – Up to 1,637 standard pages

Values obtained by continuous printing. Declared yield value in accordance with QualityLogic Color Photo Cartridge Yield Test Methodology.

Cartridge Identifier	Color	Average (pages)	Standard Deviation (pages)	90% Lower Confidence (pages)	Number used in calculations/test	Primary/ Supplemental
CL-41	Tri-color	115	3	113	9/9	Primary
PG-40	K (Black)	1,697	35	1,637	3/3	Supplemental

Printer Identifier	Canon PIXMA MP620
Printer Manufacturer	Canon
Cartridge Identifier	PGI-220BK, CLI-221C, CLI-221M, CLI-221Y, CLI-221BK
Cartridge Type	Separate ink supply and print head
Date Tested	October 8, 2008 to October 14, 2008
EOL Criteria	This printer has Ink Out which stops printing. Whichever came first, either Ink Out or Fade, was used as the EOL criteria.
Print mode used	Continuous
Paper Size	Letter
Media used	Xerox Business 4200, 92 Brightness 20lb. weight
Driver version	Driver Version = 06/12/2008, 2.21.2.20

Declaration of Yield

Inkjet Cartridge Yield when tested in Canon PIXMA MP620:

Using the test suite defined in ISO/IEC 24712 provides the following results:

- Average K (Pigment Black) Cartridge Yield – Up to 344 standard pages
- Average Cyan Cartridge Yield – Up to 565 standard pages
- Average Magenta Cartridge Yield – Up to 539 standard pages
- Average Yellow Cartridge Yield – Up to 546 standard pages
- Estimated supplemental K (Black) Cartridge Yield – Up to 5,141 standard pages

Using the test page defined in ISO/IEC 19752 provides the following results:

- Average K (Pigment Black) Cartridge Yield – Up to 366 standard pages
- Estimated supplemental Cyan Cartridge Yield – Up to 3,228 standard pages
- Estimated supplemental Magenta Cartridge Yield – Up to 3,498 standard pages
- Estimated supplemental Yellow Cartridge Yield – Up to 4,551 standard pages
- Estimated supplemental K (Black) Cartridge Yield – Up to 6,866 standard pages

Values obtained by continuous printing. Declared yield values in accordance with ISO/IEC 24711

Using 24712 Test Suite

Cartridge Identifier	Color	Average (pages)	Standard Deviation (pages)	90% Lower Confidence (pages)	Number used in calculations/test	Primary/ Supplemental
PGI-220BK	K (Pigment Black)	348	7	344	13/19	Primary
CLI-221C	Cyan	583	30	565	9/12	Primary
CLI-221M	Magenta	549	16	539	9/15	Primary
CLI-221Y	Yellow	558	19	546	9/15	Primary
CLI-221BK	K (Black)	5,986	501	5,141	3/6	Supplemental

Using 19752 Test Page

Cartridge Identifier	Color	Average (pages)	Standard Deviation (pages)	90% Lower Confidence (pages)	Number used in calculations/test	Primary/ Supplemental
PGI-220BK	K (Pigment Black)	374	12	366	9/9	Primary
CLI-221C	Cyan	3,289	36	3,228	3/3	Supplemental
CLI-221M	Magenta	3,597	59	3,498	3/3	Supplemental
CLI-221Y	Yellow	4,726	104	4,551	3/3	Supplemental
CLI-221BK	K (Black)	7,115	148	6,866	3/3	Supplemental

Printer Identifier	Canon PIXMA MP620
Printer Manufacturer	Canon
Cartridge Identifier	PGI-220BK, CLI-221C, CLI-221M, CLI-221Y, CLI-221BK
Cartridge Type	Separate ink supply and print head
Date Tested	October 15, 2008 to October 17, 2008
EOL Criteria	This printer has Ink Out which stops printing. Whichever came first, either Ink Out or Fade, was used as the EOL criteria.
Print mode used	Continuous
Paper Size	4" x 6" borderless photo on 8 ½" x 11" photo paper
Media used	Canon Photo Paper Plus Glossy II, (PP-201)
Driver version	Driver Version = 06/12/2008, 2.21.2.20 The following driver settings were changed from default: Media Type = Changed to Photo Paper Plus Glossy II from Plain Paper Print Quality = Changed to High from Standard

Declaration of Yield

Inkjet Cartridge Yield when tested in Canon PIXMA MP620:

Using the QualityLogic Color Photo test suite provides the following results:

- Average Cyan Cartridge Yield – Up to 201 standard pages
- Average Magenta Cartridge Yield – Up to 217 standard pages
- Average Yellow Cartridge Yield – Up to 213 standard pages
- Estimated supplemental K (Black) Cartridge Yield – Up to 610 standard pages
- Estimated supplemental K (Pigment Black) Cartridge Yield – Up to 1,952 standard pages

Values obtained by continuous printing. Declared yield values in accordance with QualityLogic Color Photo Yield Test Methodology

Cartridge Identifier	Color	Average (pages)	Standard Deviation (pages)	90% Lower Confidence (pages)	Number used in calculations/test	Primary/ Supplemental
CLI-221C	Cyan	204	6	201	9/12	Primary
CLI-221M	Magenta	222	8	217	9/10	Primary
CLI-221Y	Yellow	219	9	213	9/11	Primary
CLI-221BK	K (Black)	658	29	610	3/4	Supplemental
PGI-220BK	K (Pigment Black)	2,015	37	1,952	3/3	Supplemental

Printer Identifier	Canon PIXMA MX330
Printer Manufacturer	Canon
Cartridge Identifier	PG-210, CL-211
Cartridge Type	Integral ink supply and print head
Date Tested	October 15, 2009 to October 22, 2009
EOL Criteria	This printer has Ink Out which stops printing. Whichever came first, either Ink Out or Fade, was used as the EOL criteria.
Print mode used	Continuous
Paper Size	Letter
Media used	Xerox Business 4200, 92 Brightness 20lb. weight
Driver version	Driver Version = 04/25/2009, 2.27.2.10

Declaration of Yield

Inkjet Cartridge Yield when tested in Canon PIXMA MX330:

Using the test suite defined in ISO/IEC 24712 provides the following results:

Average K (Black) Cartridge Yield: Up to 288 standard pages

Average Tri-color Cartridge Yield: Up to 265 standard pages

Using the test page defined in ISO/IEC 19752 provides the following results:

Average K (Black) Cartridge Yield: Up to 286 standard pages

Estimated supplemental Tri-color Cartridge Yield: Up to 2,738 standard pages

Values obtained by continuous printing. Declared yield value in accordance with ISO/IEC 24711.

Using 24712 Test Suite

Cartridge Identifier	Color	Average (pages)	Standard Deviation (pages)	90% Lower Confidence (pages)	Number used in calculations/test	Primary/ Supplemental
PG-210	K (Black)	297	14	288	9/12	Primary
CL-211	Tri-color	268	6	265	9/15	Primary

Using 19752 Test Page

Cartridge Identifier	Color	Average (pages)	Standard Deviation (pages)	90% Lower Confidence (pages)	Number used in calculations/test	Primary/ Supplemental
PG-210	K (Black)	296	15	286	9/9	Primary
CL-211	Tri-color	2,868	77	2,738	3/3	Supplemental

Printer Identifier	Canon PIXMA MX330
Printer Manufacturer	Canon
Cartridge Identifier	PG-210, CL-211
Cartridge Type	Integral ink supply and print head
Date Tested	October 23, 2009 to October 26, 2009
EOL Criteria	This printer has Ink Out which stops printing. Whichever came first, either Ink Out or Fade, was used as the EOL criteria.
Print mode used	Continuous
Paper Size	4" x 6" borderless photo on 8 1/2" x 11" photo paper
Media used	Canon Photo Paper Plus Glossy II, High Gloss (PP-201).
Driver version	Driver Version = 04/25/2009, 2.27.2.10 The following driver settings were changed from default: Media Type = Changed to Photo Paper Plus Glossy II from Plain Paper Print Quality = Changed to High from Standard

Declaration of Yield

Inkjet Cartridge Yield when tested in Canon PIXMA MX330:

Using the QualityLogic Color Photo test suite provides the following results:

Average Tri-color Cartridge Yield: Up to 92 standard pages

Estimated supplemental K (Black) Cartridge Yield: Up to 1,336 standard pages

Values obtained by continuous printing. Declared yield value in accordance with QualityLogic Color Photo Cartridge Yield Test Methodology.

Cartridge Identifier	Color	Average (pages)	Standard Deviation (pages)	90% Lower Confidence (pages)	Number used in calculations/test	Primary/ Supplemental
CL-211	Tri-color	92	1	92	9/9	Primary
PG-210	K (Black)	1,506	101	1,336	3/3	Supplemental

Printer Identifier	Canon PIXMA MX860
Printer Manufacturer	Canon
Cartridge Identifier	PGI-220BK, CLI-221C, CLI-221M, CLI-221Y, CLI-221BK
Cartridge Type	Separate ink supply and print head
Date Tested	October 21, 2009 to October 27, 2009
EOL Criteria	This printer has Ink Out which stops printing. Whichever came first, either Ink Out or Fade, was used as the EOL criteria.
Print mode used	Continuous
Paper Size	Letter
Media used	Xerox Business 4200, 92 Brightness 20lb. weight
Driver version	Driver Version = 05/26/2009, 2.27.2.10

Declaration of Yield

Inkjet Cartridge Yield when tested in Canon PIXMA MX860:

Using the test suite defined in ISO/IEC 24712 provides the following results:

- Average K (Black) Cartridge Yield – Up to 329 standard pages
- Average Cyan Cartridge Yield – Up to 564 standard pages
- Average Magenta Cartridge Yield – Up to 522 standard pages
- Average Yellow Cartridge Yield – Up to 553 standard pages
- Estimated supplemental Photo Black Cartridge Yield – Up to 5,054 standard pages

Using the test page defined in ISO/IEC 19752 provides the following results:

- Average K (Black) Cartridge Yield – Up to 360 standard pages
- Estimated supplemental Cyan Cartridge Yield – Up to 3,421 standard pages
- Estimated supplemental Magenta Cartridge Yield – Up to 3,703 standard pages
- Estimated supplemental Yellow Cartridge Yield – Up to 4,984 standard pages
- Estimated supplemental Photo Black Cartridge Yield – Up to 7,966 standard pages

Values obtained by continuous printing. Declared yield value in accordance with ISO/IEC 24711.

Using 24712 Test Suite						
Cartridge Identifier	Color	Average (pages)	Standard Deviation (pages)	90% Lower Confidence (pages)	Number used in calculations/test	Primary/ Supplemental
PGI-220BK	K (Black)	337	16	329	14/20	Primary
CLI-221C	Cyan	577	21	564	9/12	Primary
CLI-221M	Magenta	536	22	522	9/15	Primary
CLI-221Y	Yellow	564	18	553	9/15	Primary
CLI-221BK	Photo Black	5,874	486	5,054	3/6	Supplemental

Using 19752 Test Page						
Cartridge Identifier	Color	Average (pages)	Standard Deviation (pages)	90% Lower Confidence (pages)	Number used in calculations/test	Primary/ Supplemental
PGI-220BK	K (Black)	367	11	360	9/9	Primary
CLI-221C	Cyan	3,748	194	3,421	3/3	Supplemental
CLI-221M	Magenta	4,112	242	3,703	3/3	Supplemental
CLI-221Y	Yellow	5,555	339	4,984	3/3	Supplemental
CLI-221BK	Photo Black	9,144	699	7,966	3/3	Supplemental

Test results and cost information provided by QualityLogic. Tests were performed under laboratory conditions and end-user's results may vary. Test results, ink cartridge pricing and cost per page pricing subject to change without notice by QualityLogic. All test results and cost information are provided "as-is," "as available," and all warranties, expressed or implied, are hereby disclaimed. Users of the information contained herein assume full responsibility and risk of loss resulting from usage thereof.

Printer Identifier	Canon PIXMA MX860
Printer Manufacturer	Canon
Cartridge Identifier	PGI-220BK, CLI-221C, CLI-221M, CLI-221Y, CLI-221BK
Cartridge Type	Separate ink supply and print head
Date Tested	October 27, 2009 to October 30, 2009
EOL Criteria	This printer has Ink Out which stops printing. Whichever came first, either Ink Out or Fade, was used as the EOL criteria.
Print mode used	Continuous
Paper Size	4" x 6" borderless photo on 8 ½" x 11" photo paper
Media used	Canon Photo Paper Plus Glossy II, High Gloss (PP-201)
Driver version	Driver Version = 05/26/2009, 2.27.2.10 Media Type = Changed to Photo Paper Plus Glossy II from Plain Paper Print Quality = Changed to High from Standard Paper Source = Changed to Rear Tray from Automatically Select

Declaration of Yield

Inkjet Cartridge Yield when tested in Canon PIXMA MX860:

Using the QualityLogic Color Photo test suite provides the following results:

- Average Cyan Cartridge Yield – Up to 198 standard pages
- Average Magenta Cartridge Yield – Up to 217 standard pages
- Average Yellow Cartridge Yield – Up to 220 standard pages
- Estimated supplemental Photo Black Cartridge Yield – Up to 600 standard pages
- Estimated supplemental K (Black) Cartridge Yield – Up to 1,796 standard pages

Values obtained by continuous printing. Declared yield value in accordance with QualityLogic Color Photo Cartridge Yield Test Methodology.

Cartridge Identifier	Color	Average (pages)	Standard Deviation (pages)	90% Lower Confidence (pages)	Number used in calculations/test	Primary/ Supplemental
CLI-221C	Cyan	206	12	198	9/12	Primary
CLI-221M	Magenta	222	8	217	9/10	Primary
CLI-221Y	Yellow	225	8	220	9/9	Primary
CLI-221BK	Photo Black	675	44	600	3/5	Supplemental
PGI-220BK	K (Black)	1,875	46	1,796	3/3	Supplemental

Printer Identifier	Epson Artisan 800
Printer Manufacturer	Epson
Cartridge Identifier	T0981, T0992, T0993, T0994, T0995, T0996
Cartridge Type	Separate ink supply and print head
Date Tested	September 23, 2008 to October 1, 2008
EOL Criteria	This printer has Ink Out which stops printing. Whichever came first, either Ink Out or Fade, was used as the EOL criteria.
Print mode used	Continuous
Paper Size	Letter
Media used	Xerox Business 4200, 92 Brightness 20lb. weight
Driver version	Driver Version= Epson Color Printing System 6.62

Declaration of Yield

Inkjet Cartridge Yield when tested in Epson Artisan 800:

Using the test suite defined in ISO/IEC 24712 provides the following results:

- Average K (Black) Cartridge Yield – Up to 574 standard pages
- Average Cyan Cartridge Yield – Up to 969 standard pages
- Average Magenta Cartridge Yield – Up to 453 standard pages
- Average Yellow Cartridge Yield – Up to 674 standard pages
- Average supplemental Light Cyan Cartridge Yield – Up to 340 standard pages
- Average supplemental Light Magenta Cartridge Yield – Up to 668 standard pages

Using the test page defined in ISO/IEC 19752 provides the following results:

- Average K (Black) Cartridge Yield – Up to 601 standard pages
- Estimated supplemental Cyan Cartridge Yield – Up to 1,971 standard pages
- Estimated supplemental Magenta Cartridge Yield – Up to 1,915 standard pages
- Estimated supplemental Yellow Cartridge Yield – Up to 6,642 standard pages
- Estimated supplemental Light Cyan Cartridge Yield – Up to 1,891 standard pages
- Estimated supplemental Light Magenta Cartridge Yield – Up to 2,321 standard pages

Values obtained by continuous printing. Declared yield values in accordance with ISO/IEC 24711

Using 24712 Test Suite						
Cartridge Identifier	Color	Average (pages)	Standard Deviation (pages)	90% Lower Confidence (pages)	Number used in calculations/test	Primary/ Supplemental
T0981	K (Black)	580	14	574	15/21	Primary
T0992	Cyan	989	32	969	9/12	Primary
T0993	Magenta	461	20	453	18/24	Primary
T0994	Yellow	690	30	674	12/18	Primary
T0995	Light Cyan	344	11	340	24/30	Supplemental
T0996	Light Magenta	680	23	668	12/18	Supplemental

Using 19752 Test Page						
Cartridge Identifier	Color	Average (pages)	Standard Deviation (pages)	90% Lower Confidence (pages)	Number used in calculations/test	Primary/ Supplemental
T0981	K (Black)	609	13	601	9/9	Primary
T0992	Cyan	2,138	99	1,971	3/3	Supplemental
T0993	Magenta	2,193	165	1,915	3/3	Supplemental
T0994	Yellow	6,793	89	6,642	3/3	Supplemental
T9005	Light Cyan	1,999	64	1,891	3/3	Supplemental
T0996	Light Magenta	2,532	125	2,321	3/3	Supplemental

Test results and cost information provided by QualityLogic. Tests were performed under laboratory conditions and end-user's results may vary. Test results, ink cartridge pricing and cost per page pricing subject to change without notice by QualityLogic. All test results and cost information are provided "as-is," "as available," and all warranties, expressed or implied, are hereby disclaimed. Users of the information contained herein assume full responsibility and risk of loss resulting from usage thereof.

Printer Identifier	Epson Artisan 800
Printer Manufacturer	Epson
Cartridge Identifier	T0981, T0992, T0993, T0994, T0995, T0996
Cartridge Type	Separate ink supply and print head
Date Tested	October 1, 2008 to October 8, 2008
EOL Criteria	This printer has Ink Out which stops printing. Whichever came first, either Ink Out or Fade, was used as the EOL criteria.
Print mode used	Continuous
Paper Size	4" x 6" borderless photo on 8 ½" x 11" photo paper
Media used	Epson Ultra Premium Photo Paper, Glossy (S042175)
Driver version	Driver Version = Epson Color Printing System 6.62 Paper and Quality Options = Changed to Ultra Premium Photo Paper Glossy from Plain Paper / Bright White Paper Changed to Photo RPM (Max dpi) from Normal

Declaration of Yield

Inkjet Cartridge Yield when tested in Epson Artisan 800:

Using the QualityLogic Color Photo test suite provides the following results:

- Average Cyan Cartridge Yield – Up to 496 standard pages
- Average Magenta Cartridge Yield – Up to 357 standard pages
- Average Yellow Cartridge Yield – Up to 241 standard pages
- Average Light Cyan Cartridge Yield – Up to 102 standard pages
- Average Light Magenta Cartridge Yield – Up to 112 standard pages
- Estimated supplemental K (Black) Cartridge Yield – Up to 593 standard pages

Values obtained by continuous printing. Declared yield values in accordance with QualityLogic Color Photo Yield Test Methodology

Cartridge Identifier	Color	Average (pages)	Standard Deviation (pages)	90% Lower Confidence (pages)	Number used in calculations/test	Primary/ Supplemental
T0992	Cyan	505	15	496	9/9	Primary
T0993	Magenta	364	12	357	12/15	Primary
T0994	Yellow	245	8	241	17/20	Primary
T0995	Light Cyan	102	3	102	43/45	Primary
T0996	Light Magenta	113	4	112	40/43	Primary
T0981	K (Black)	634	50	593	6/9	Supplemental

Printer Identifier	Epson Stylus NX400
Printer Manufacturer	Epson
Cartridge Identifier	T0691, T0692, T0693, T0694
Cartridge Type	Separate ink supply and print head
Date Tested	September 4, 2008 to September 12, 2008
EOL Criteria	This printer has Ink Out which stops printing. Whichever came first, either Ink Out or Fade, was used as the EOL criteria.
Print mode used	Continuous
Paper Size	Letter
Media used	Xerox Business 4200, 92 Brightness 20lb. weight
Driver version	Driver Version = 02/26/2008, 6.60.00.00 The following driver settings were changed from default: Mono Ink test: Quality Option = Changed to Text from Text & Image The "Black Ink Only" option was enabled in Print Options

Declaration of Yield

Inkjet Cartridge Yield when tested in Epson Stylus NX400:

Using the test suite defined in ISO/IEC 24712 provides the following results:

- Average K (Black) Cartridge Yield – Up to 255 standard pages
- Average Cyan Cartridge Yield – Up to 400 standard pages
- Average Magenta Cartridge Yield – Up to 299 standard pages
- Average Yellow Cartridge Yield – Up to 430 standard pages

Using the test page defined in ISO/IEC 19752 provides the following results:

- Average K (Black) Cartridge Yield – Up to 259 standard pages
- Estimated supplemental Cyan Cartridge Yield – Up to 1,237 standard pages
- Estimated supplemental Magenta Cartridge Yield – Up to 1,608 standard pages
- Estimated supplemental Yellow Cartridge Yield – Up to 1,541 standard pages

Values obtained by continuous printing. Declared yield values in accordance with ISO/IEC 24711

Using 24712 Test Suite						
Cartridge Identifier	Color	Average (pages)	Standard Deviation (pages)	90% Lower Confidence (pages)	Number used in calculations/test	Primary/ Supplemental
T0691	K (Black)	261	13	255	15/21	Primary
T0692	Cyan	413	20	400	9/15	Primary
T0693	Magenta	307	16	299	12/18	Primary
T0694	Yellow	444	22	430	9/12	Primary

Using 19752 Test Page						
Cartridge Identifier	Color	Average (pages)	Standard Deviation (pages)	90% Lower Confidence (pages)	Number used in calculations/test	Primary/ Supplemental
T0691	K (Black)	269	16	259	9/9	Primary
T0692	Cyan	1,698	274	1,237	3/3	Supplemental
T0693	Magenta	2,440	494	1,608	3/3	Supplemental
T0694	Yellow	2,439	532	1,541	3/3	Supplemental

Test results and cost information provided by QualityLogic. Tests were performed under laboratory conditions and end-user's results may vary. Test results, ink cartridge pricing and cost per page pricing subject to change without notice by QualityLogic. All test results and cost information are provided "as-is," "as available," and all warranties, expressed or implied, are hereby disclaimed. Users of the information contained herein assume full responsibility and risk of loss resulting from usage thereof.

Printer Identifier	Epson Stylus NX400
Printer Manufacturer	Epson
Cartridge Identifier	T0691, T0692, T0693, T0694
Cartridge Type	Separate ink supply and print head
Date Tested	September 12, 2008 to September 19, 2008
EOL Criteria	This printer has Ink Out which stops printing. Whichever came first, either Ink Out or Fade, was used as the EOL criteria.
Print mode used	Continuous
Paper Size	4" x 6" borderless photo on 8 ½" x 11" photo paper
Media used	Epson Premium Photo Paper, Glossy (S041286)
Driver version	Driver Version = 02/26/2008, 6.60.00.00 The following driver settings were changed from default: Paper Options Type = Changed to Premium Photo Paper Glossy from Plain Paper / Bright White paper Quality Option = Changed to Photo RPM (Max dpi) from Text & Image

Declaration of Yield

Inkjet Cartridge Yield when tested in Epson Stylus NX400:

Using the QualityLogic Color Photo test suite provides the following results:

- Average Cyan Cartridge Yield – Up to 90 standard pages
- Average Magenta Cartridge Yield – Up to 91 standard pages
- Average Yellow Cartridge Yield – Up to 123 standard pages
- Estimated supplemental K (Black) Cartridge Yield – Up to 479 standard pages

Values obtained by continuous printing. Declared yield values in accordance with QualityLogic Color Photo Yield Test Methodology

Cartridge Identifier	Color	Average (pages)	Standard Deviation (pages)	90% Lower Confidence (pages)	Number used in calculations/test	Primary/ Supplemental
T0692	Cyan	95	8	90	12/15	Primary
T0693	Magenta	95	7	91	11/13	Primary
T0694	Yellow	128	8	123	9/9	Primary
T0691	K (Black)	527	29	479	3/3	Supplemental

Test results and cost information provided by QualityLogic. Tests were performed under laboratory conditions and end-user's results may vary. Test results, ink cartridge pricing and cost per page pricing subject to change without notice by QualityLogic. All test results and cost information are provided "as-is," "as available," and all warranties, expressed or implied, are hereby disclaimed. Users of the information contained herein assume full responsibility and risk of loss resulting from usage thereof.

Printer Identifier	Epson Stylus RX595
Printer Manufacturer	Epson
Cartridge Identifier	T0781, T0782, T0783, T0784, T0785, T0786
Cartridge Type	Separate ink supply and print head
Date Tested	October 2, 2007 to October 30, 2007
EOL Criteria	This printer has Ink Out which stops printing. Whichever came first, either Ink Out or Fade, was used as the EOL criteria.
Print mode used	Continuous
Paper Size	Letter
Media used	Xerox Business 4200, 92 Brightness 20lb. weight
Driver version	Driver Version = 05/09/2007, 6.50.00.00

Declaration of Yield

Inkjet Cartridge Yield when tested in Epson Stylus RX595:

Using the test suite defined in ISO/IEC 24712 provides the following results:

- Average K (Black) Cartridge Yield – Up to 349 standard pages
- Average Cyan Cartridge Yield – Up to 1,038 standard pages
- Average Magenta Cartridge Yield – Up to 497 standard pages
- Average Yellow Cartridge Yield – Up to 581 standard pages
- Average supplemental Light Cyan Cartridge Yield – Up to 380 standard pages
- Average supplemental Light Magenta Cartridge Yield – Up to 766 standard pages

Using the test page defined in ISO/IEC 19752 provides the following results:

- Average K (Black) Cartridge Yield – Up to 378 standard pages
- Estimated supplemental Cyan Cartridge Yield – Up to 3,307 standard pages
- Estimated supplemental Magenta Cartridge Yield – Up to 2,926 standard pages
- Estimated supplemental Yellow Cartridge Yield – Up to 5,037 standard pages
- Estimated supplemental Light Cyan Cartridge Yield – Up to 3,197 standard pages
- Estimated supplemental Light Magenta Cartridge Yield – Up to 3,862 standard pages

Values obtained by continuous printing. Declared yield values in accordance with ISO/IEC 24711

Using 24712 Test Suite						
Cartridge Identifier	Color	Average (pages)	Standard Deviation (pages)	90% Lower Confidence (pages)	Number used in calculations/test	Primary/ Supplemental
T0781	K (Black)	354	14	349	26/27	Primary
T0782	Cyan	1,057	30	1,038	9/9	Primary
T0783	Magenta	506	22	497	18/21	Primary
T0784	Yellow	594	28	581	15/18	Primary
T0785	Light Cyan	385	15	380	24/27	Supplemental
T0786	Light Magenta	780	26	766	12/15	Supplemental

Test results and cost information provided by QualityLogic. Tests were performed under laboratory conditions and end-user's results may vary. Test results, ink cartridge pricing and cost per page pricing subject to change without notice by QualityLogic. All test results and cost information are provided "as-is," "as available," and all warranties, expressed or implied, are hereby disclaimed. Users of the information contained herein assume full responsibility and risk of loss resulting from usage thereof.

Using 19752 Test Page						
Cartridge Identifier	Color	Average (pages)	Standard Deviation (pages)	90% Lower Confidence (pages)	Number used in calculations/test	Primary/ Supplemental
T0781	K (Black)	399	35	378	9/12	Primary
T0782	Cyan	3,638	197	3,307	3/6	Supplemental
T0783	Magenta	3,261	199	2,926	3/6	Supplemental
T0784	Yellow	5,289	149	5,037	3/6	Supplemental
T0785	Light Cyan	3,469	161	3,197	3/6	Supplemental
T0786	Light Magenta	4,183	191	3,862	3/6	Supplemental

Test results and cost information provided by QualityLogic. Tests were performed under laboratory conditions and end-user's results may vary. Test results, ink cartridge pricing and cost per page pricing subject to change without notice by QualityLogic. All test results and cost information are provided "as-is," "as available," and all warranties, expressed or implied, are hereby disclaimed. Users of the information contained herein assume full responsibility and risk of loss resulting from usage thereof.

Printer Identifier	Epson Stylus RX595
Printer Manufacturer	Epson
Cartridge Identifier	T0781, T0782, T0783, T0784, T0785, T0786
Cartridge Type	Separate ink supply and print head
Date Tested	October 5, 2007 to October 12, 2007
EOL Criteria	This printer has Ink Out which stops printing. Whichever came first, either Ink Out or Fade, was used as the EOL criteria.
Print mode used	Continuous
Paper Size	4" x 6" borderless photo on 8 ½" x 11" photo
Media used	Epson Ultra Premium Photo Paper Glossy (S041935)
Driver version	Driver Version = 05/09/2007, 6.50.00.00 The following driver settings were changed from default: Quality Option = Changed to Best Photo from Text Paper Type = Changed to Ultra Premium Photo Paper Glossy from Plain Paper / Bright White Paper

Declaration of Yield

Inkjet Cartridge Yield when tested in Epson Stylus RX595:

Using the QualityLogic Color Photo test suite provides the following results:

- Average Cyan Cartridge Yield – Up to 390 standard pages
- Average Magenta Cartridge Yield – Up to 298 standard pages
- Average Yellow Cartridge Yield – Up to 205 standard pages
- Average Light Cyan Cartridge Yield – Up to 102 standard pages
- Average Light Magenta Cartridge Yield – Up to 112 standard pages
- Estimated supplemental K (Black) Cartridge Yield – Up to 448 standard pages

Values obtained by continuous printing. Declared yield values in accordance with QualityLogic Color Photo Yield Test Methodology

Cartridge Identifier	Color	Average (pages)	Standard Deviation (pages)	90% Lower Confidence (pages)	Number used in calculations/test	Primary/ Supplemental
T0782	Cyan	397	11	390	9/9	Primary
T0783	Magenta	304	10	298	9/12	Primary
T0784	Yellow	208	6	205	15/18	Primary
T0785	Light Cyan	103	3	102	33/36	Primary
T0786	Light Magenta	113	3	112	30/33	Primary
T0781	K (Black)	458	12	448	6/9	Supplemental

Printer Identifier	Epson WorkForce 610
Printer Manufacturer	Epson
Cartridge Identifier	T0691, T0692, T0693, T0694
Cartridge Type	Separate ink supply and print head
Date Tested	October 15, 2009 to October 22, 2009
EOL Criteria	This printer has Ink Out which stops printing. Whichever came first, either Ink Out or Fade, was used as the EOL criteria.
Print mode used	Continuous
Paper Size	Letter
Media used	Xerox Business 4200, 92 Brightness 20lb. weight
Driver version	Driver Version = Epson Color Printing System Version 6.61 Mono Ink Test: The Black/Grayscale option was enabled under Print Options

Declaration of Yield

Inkjet Cartridge Yield when tested in Epson WorkForce 610:

Using the test suite defined in ISO/IEC 24712 provides the following results:

- Average K (Black) Cartridge Yield – Up to 246 standard pages
- Average Cyan Cartridge Yield – Up to 403 standard pages
- Average Magenta Cartridge Yield – Up to 284 standard pages
- Average Yellow Cartridge Yield – Up to 423 standard pages

Using the test page defined in ISO/IEC 19752 provides the following results:

- Average K (Black) Cartridge Yield – Up to 279 standard pages
- Estimated supplemental Cyan Cartridge Yield – Up to 3,570 standard pages
- Estimated supplemental Magenta Cartridge Yield – Up to 5,111 standard pages
- Estimated supplemental Yellow Cartridge Yield – Up to 3,549 standard pages

Values obtained by continuous printing. Declared yield values in accordance with ISO/IEC 24711

Using 24712 Test Suite

Cartridge Identifier	Color	Average (pages)	Standard Deviation (pages)	90% Lower Confidence (pages)	Number used in calculations/test	Primary/ Supplemental
T0691	K (Black)	254	18	246	14/20	Primary
T0692	Cyan	413	15	403	9/14	Primary
T0693	Magenta	289	9	284	12/18	Primary
T0694	Yellow	431	13	423	9/12	Primary

Using 19752 Test Page

Cartridge Identifier	Color	Average (pages)	Standard Deviation (pages)	90% Lower Confidence (pages)	Number used in calculations/test	Primary/ Supplemental
T0691	K (Black)	281	4	279	9/9	Primary
T0692	Cyan	3,751	107	3,570	3/3	Supplemental
T0693	Magenta	5,163	31	5,111	3/3	Supplemental
T0694	Yellow	3,778	136	3,549	3/3	Supplemental

Printer Identifier	Epson WorkForce 610
Printer Manufacturer	Epson
Cartridge Identifier	T0691, T0692, T0693, T0694
Cartridge Type	Separate ink supply and print head
Date Tested	October 22, 2009 to October 28, 2009
EOL Criteria	This printer has Ink Out which stops printing. Whichever came first, either Ink Out or Fade, was used as the EOL criteria.
Print mode used	Continuous
Paper Size	4" x 6" borderless photo on 8 ½" x 11" photo paper
Media used	Epson Ultra Premium Photo Paper, Glossy (S042175)
Driver version	Driver Version = Epson Color Printing System Version 6.61 The following driver settings were changed from default: Paper and Quality Options (Advanced tab) = Changed to Ultra Premium Photo Paper Glossy from Plain Paper / Bright White Paper Paper and Quality Options (Advanced tab) = Changed to Photo RPM (Max dpi) from Normal

Declaration of Yield

Inkjet Cartridge Yield when tested in Epson WorkForce 610:

Using the QualityLogic Color Photo test suite provides the following results:

- Average Cyan Cartridge Yield – Up to 109 standard pages
- Average Magenta Cartridge Yield – Up to 109 standard pages
- Average Yellow Cartridge Yield – Up to 135 standard pages
- Estimated supplemental K (Black) Cartridge Yield – Up to 249 standard pages

Values obtained by continuous printing. Declared yield values in accordance with QualityLogic Color Photo Yield Test Methodology

Cartridge Identifier	Color	Average (pages)	Standard Deviation (pages)	90% Lower Confidence (pages)	Number used in calculations/test	Primary/ Supplemental
T0692	Cyan	112	5	109	9/12	Primary
T0693	Magenta	112	5	109	9/12	Primary
T0694	Yellow	141	9	135	9/9	Primary
T0691	K (Black)	272	14	249	3/6	Supplemental

Printer Identifier	HP Photosmart C4480
Printer Manufacturer	Hewlett-Packard
Cartridge Identifier	HP74, HP75
Cartridge Type	Integral ink supply and print head
Date Tested	April 13, 2009 to April 16, 2009
EOL Criteria	Fade was used as the EOL criteria.
Print mode used	Continuous
Paper Size	Letter
Media used	Xerox Business 4200, 92 Brightness 20lb. weight
Driver version	Driver version = 61.73.245.0 The following driver settings were changed from default: Mono Ink test = "Print All Text as Black" was enabled on the Advanced tab

Declaration of Yield

Inkjet Cartridge Yield when tested in HP Photosmart C4480:

Using the test suite defined in ISO/IEC 24712 provides the following results:

Average K (Black) Cartridge Yield – Up to 205 standard pages

Average Tri-color Cartridge Yield – Up to 180 standard pages

Using the test page defined in ISO/IEC 19752 provides the following results:

Average K (Black) Cartridge Yield – Up to 211 standard pages

Estimated supplemental Tri-color Cartridge Yield – Up to 1,575 standard pages

Values obtained by continuous printing. Declared yield values in accordance with ISO/IEC 24711

Using 24712 Test Suite						
Cartridge Identifier	Color	Average (pages)	Standard Deviation (pages)	90% Lower Confidence (pages)	Number used in calculations/test	Primary/ Supplemental
HP74	K (Black)	210	8	205	9/12	Primary
HP75	Tri-color	183	4	180	9/15	Primary

Using 19752 Test Page						
Cartridge Identifier	Color	Average (pages)	Standard Deviation (pages)	90% Lower Confidence (pages)	Number used in calculations/test	Primary/ Supplemental
HP74	K (Black)	216	7	211	9/9	Primary
HP75	Tri-color	1,699	74	1,575	3/3	Supplemental

Test results and cost information provided by QualityLogic. Tests were performed under laboratory conditions and end-user's results may vary. Test results, ink cartridge pricing and cost per page pricing subject to change without notice by QualityLogic. All test results and cost information are provided "as-is," "as available," and all warranties, expressed or implied, are hereby disclaimed. Users of the information contained herein assume full responsibility and risk of loss resulting from usage thereof.

Printer Identifier	HP Photosmart C4480
Printer Manufacturer	Hewlett-Packard
Cartridge Identifier	HP74, HP75
Cartridge Type	Integral ink supply and print head
Date Tested	April 16, 2009 to April 17, 2009
EOL Criteria	Fade was used as the EOL criteria.
Print mode used	Continuous
Paper Size	4" x 6" borderless photo on 8 ½" x 11" photo paper
Media used	HP Premium Plus Photo Paper, High Gloss (Q1785A)
Driver version	Driver version = 61.73.245.0 The following driver settings were changed from default: Paper type = Changed to HP Premium Plus Photo papers from Plain paper

Declaration of Yield

Inkjet Cartridge Yield when tested in HP Photosmart C4480:

Using the QualityLogic Color Photo test suite provides the following results:

Average Tri-color Cartridge Yield – Up to 52 standard pages

Estimated supplemental K (Black) Cartridge Yield – Up to 1,249 standard pages

Values obtained by continuous printing. Declared yield values in accordance with QualityLogic Color Photo Yield Test Methodology

Cartridge Identifier	Color	Average (pages)	Standard Deviation (pages)	90% Lower Confidence (pages)	Number used in calculations/test	Primary/ Supplemental
HP75	Tri-color	53	1	52	9/9	Primary
HP74	K (Black)	1,332	49	1,249	3/3	Supplemental

Printer Identifier	HP Photosmart C4780
Printer Manufacturer	Hewlett-Packard
Cartridge Identifier	HP60 - CC640WN, CC643WN
Cartridge Type	Integral ink supply and print head
Date Tested	October 15, 2009 to October 21, 2009
EOL Criteria	Fade was used as the EOL criteria.
Print mode used	Continuous
Paper Size	Letter
Media used	Xerox Business 4200, 92 Brightness 20lb. weight
Driver version	Driver Version = 70.91.312.0

Declaration of Yield

Inkjet Cartridge Yield when tested in HP Photosmart C4780:

Using the test suite defined in ISO/IEC 24712 provides the following results:

- Average K (Black) Cartridge Yield – Up to 196 standard pages
- Average Tri-color Cartridge Yield – Up to 158 standard pages

Using the test page defined in ISO/IEC 19752 provides the following results:

- Average K (Black) Cartridge Yield – Up to 202 standard pages
- Estimated supplemental Tri-color Cartridge Yield – Up to 1,178 standard pages

Values obtained by continuous printing. Declared yield values in accordance with ISO/IEC 24711

Using 24712 Test Suite						
Cartridge Identifier	Color	Average (pages)	Standard Deviation (pages)	90% Lower Confidence (pages)	Number used in calculations/test	Primary/ Supplemental
HP 60 (CC640WN)	K (Black)	198	4	196	9/12	Primary
HP 60 (CC643WN)	Tri-color	163	7	158	9/15	Primary

Using 19752 Test Page						
Cartridge Identifier	Color	Average (pages)	Standard Deviation (pages)	90% Lower Confidence (pages)	Number used in calculations/test	Primary/ Supplemental
HP 60 (CC640WN)	K (Black)	204	4	202	9/9	Primary
HP 60 (CC643WN)	Tri-color	1,215	22	1,178	3/3	Supplemental

Test results and cost information provided by QualityLogic. Tests were performed under laboratory conditions and end-user's results may vary. Test results, ink cartridge pricing and cost per page pricing subject to change without notice by QualityLogic. All test results and cost information are provided "as-is," "as available," and all warranties, expressed or implied, are hereby disclaimed. Users of the information contained herein assume full responsibility and risk of loss resulting from usage thereof.

Printer Identifier	HP Photosmart C4780
Printer Manufacturer	Hewlett-Packard
Cartridge Identifier	HP60 - CC640WN, CC643WN
Cartridge Type	Integral ink supply and print head
Date Tested	October 22, 2009 to October 23, 2009
EOL Criteria	Fade was used as the EOL criteria.
Print mode used	Continuous
Paper Size	4" x 6" borderless photo on 8 ½" x 11" photo paper
Media used	HP Premium Plus Photo Paper, High Gloss (Q1785A)
Driver version	Driver Version = 70.91.312.0 The following driver settings were changed from default: Paper type = Changed to HP Premium Plus Photo Papers from Plain paper

Declaration of Yield

Inkjet Cartridge Yield when tested in HP Photosmart C4780:

Using the QualityLogic Color Photo test suite provides the following results:

Average Tri-color Cartridge Yield – Up to 50 standard pages

Estimated supplemental K (Black) Cartridge Yield – Up to 1,451 standard pages

Values obtained by continuous printing. Declared yield values in accordance with QualityLogic Color Photo Yield Test Methodology

Cartridge Identifier	Color	Average (pages)	Standard Deviation (pages)	90% Lower Confidence (pages)	Number used in calculations/test	Primary/ Supplemental
HP 60 (CC643WN)	Tri-color	51	1	50	9/9	Primary
HP 60 (CC640WN)	K (Black)	1,505	32	1,451	3/3	Supplemental

Test results and cost information provided by QualityLogic. Tests were performed under laboratory conditions and end-user's results may vary. Test results, ink cartridge pricing and cost per page pricing subject to change without notice by QualityLogic. All test results and cost information are provided "as-is," "as available," and all warranties, expressed or implied, are hereby disclaimed. Users of the information contained herein assume full responsibility and risk of loss resulting from usage thereof.

Printer Identifier	HP Photosmart C6380
Printer Manufacturer	Hewlett-Packard
Cartridge Identifier	HP564 - CB316WN, CB317WN, CB318WN, CB319WN, CB320WN
Cartridge Type	Separate ink supply and print head
Date Tested	September 11, 2008 to September 22, 2008
EOL Criteria	This printer has Ink Out which stops printing. Whichever came first, either Ink Out or Fade, was used as the EOL criteria.
Print mode used	Continuous
Paper Size	Letter
Media used	Xerox Business 4200, 92 Brightness 20lb. weight
Driver version	Driver Version = 61.81.2311.0 The following driver settings were changed from default: Color Ink Test: Paper type = Changed to Plain paper from Automatic Mono Ink Test: Paper type = Changed to Plain paper from Automatic Print all text as black was enabled in the Advanced tab

Declaration of Yield

Inkjet Cartridge Yield when tested in HP Photosmart C6380:

Using the test suite defined in ISO/IEC 24712 provides the following results:

- Average K (Black) Cartridge Yield – Up to 268 standard pages
- Average Cyan Cartridge Yield – Up to 291 standard pages
- Average Magenta Cartridge Yield – Up to 268 standard pages
- Average Yellow Cartridge Yield – Up to 231 standard pages
- Estimated supplemental K (Photo Black) Cartridge Yield – Up to 867 standard pages

Using the test page defined in ISO/IEC 19752 provides the following results:

- Average K (Black) Cartridge Yield – Up to 294 standard pages
- Estimated supplemental Cyan Cartridge Yield – Up to 2,411 standard pages
- Estimated supplemental Magenta Cartridge Yield – Up to 2,445 standard pages
- Estimated supplemental Yellow Cartridge Yield – Up to 2,520 standard pages
- Estimated supplemental K (Photo Black) Cartridge Yield – Up to 3,031 standard pages

Values obtained by continuous printing. Declared yield values in accordance with ISO/IEC 24711

Using 24712 Test Suite						
Cartridge Identifier	Color	Average (pages)	Standard Deviation (pages)	90% Lower Confidence (pages)	Number used in calculations/test	Primary/ Supplemental
HP 564 (CB316WN)	K (Black)	286	29	268	9/14	Primary
HP 564 (CB318WN)	Cyan	297	9	291	9/14	Primary
HP 564 (CB319WN)	Magenta	269	2	268	9/15	Primary
HP 564 (CB320WN)	Yellow	238	11	231	10/16	Primary
HP 564 (CB317WN)	K (Photo Black)	902	21	867	3/7	Supplemental

Using 19752 Test Page						
Cartridge Identifier	Color	Average (pages)	Standard Deviation (pages)	90% Lower Confidence (pages)	Number used in calculations/test	Primary/ Supplemental
HP 564 (CB316WN)	K (Black)	312	28	294	9/9	Primary
HP 564 (CB318WN)	Cyan	2,508	57	2,411	3/3	Supplemental
HP 564 (CB319WN)	Magenta	2,526	47	2,445	3/3	Supplemental
HP 564 (CB320WN)	Yellow	2,621	59	2,520	3/3	Supplemental
HP 564 (CB317WN)	K (Photo Black)	3,148	70	3,031	3/3	Supplemental

Test results and cost information provided by QualityLogic. Tests were performed under laboratory conditions and end-user's results may vary. Test results, ink cartridge pricing and cost per page pricing subject to change without notice by QualityLogic. All test results and cost information are provided "as-is," "as available," and all warranties, expressed or implied, are hereby disclaimed. Users of the information contained herein assume full responsibility and risk of loss resulting from usage thereof.

Printer Identifier	HP Photosmart C6380
Printer Manufacturer	Hewlett-Packard
Cartridge Identifier	HP564 - CB316WN, CB317WN, CB318WN, CB319WN, CB320WN
Cartridge Type	Separate ink supply and print head
Date Tested	September 23, 2008 to September 26, 2008
EOL Criteria	This printer has Ink Out which stops printing. Whichever came first, either Ink Out or Fade, was used as the EOL criteria.
Print mode used	Continuous
Paper Size	4" x 6" borderless photo on 8 ½" x 11" photo
Media used	HP Premium Plus Photo Paper, High Gloss (Q1785A)
Driver version	Driver Version = 61.81.2311.0 The following driver settings were changed from default: Paper type = Changed to HP Premium Plus Photo papers from Automatic Print quality = Changed to Best from Automatic

Declaration of Yield

Inkjet Cartridge Yield when tested in HP Photosmart C6380:

Using the QualityLogic Color Photo test suite provides the following results:

- Average Cyan Cartridge Yield – Up to 94 standard pages
- Average Magenta Cartridge Yield – Up to 130 standard pages
- Average Yellow Cartridge Yield – Up to 98 standard pages
- Average K (Photo Black) Cartridge Yield – Up to 85 standard pages
- Estimated supplemental K (Black) Cartridge Yield – Up to 723 standard pages

Values obtained by continuous printing. Declared yield values in accordance with QualityLogic Color Photo Yield Test Methodology

Cartridge Identifier	Color	Average (pages)	Standard Deviation (pages)	90% Lower Confidence (pages)	Number used in calculations/test	Primary/ Supplemental
HP 564 (CB318WN)	Cyan	96	4	94	12/15	Primary
HP 564 (CB319WN)	Magenta	134	7	130	9/9	Primary
HP 564 (CB320WN)	Yellow	99	2	98	12/15	Primary
HP 564 (CB317WN)	K (Photo Black)	89	8	85	12/15	Primary
HP 564 (CB316WN)	K (Black)	784	36	723	3/3	Supplemental

Printer Identifier	HP Officejet J4580
Printer Manufacturer	Hewlett-Packard
Cartridge Identifier	HP 901 - CC653AN, CC656AN
Cartridge Type	Integral ink supply and print head
Date Tested	June 9, 2008 to June 16, 2008
EOL Criteria	Fade was used as the EOL criteria.
Print mode used	Continuous
Paper Size	Letter
Media used	Xerox Business 4200, 92 Brightness 20lb. weight
Driver version	Driver Version = 11/05/2007,61.073.242.00

Inkjet Cartridge Yield when tested in HP Officejet J4580:

Using the test suite defined in ISO/IEC 24712 provides the following results:

Average K (Black) Cartridge Yield – Up to 178 standard pages

Average Tri-color Cartridge Yield – Up to 367 standard pages

Using the test page defined in ISO/IEC 19752 provides the following results:

Average K (Black) Cartridge Yield – Up to 175 standard pages

Estimated supplemental Tri-color Cartridge Yield – Up to 1,313 standard pages

Values obtained by continuous printing. Declared yield values in accordance with ISO/IEC 24711

Using 24712 Test Suite

Cartridge Identifier	Color	Average (pages)	Standard Deviation (pages)	90% Lower Confidence (pages)	Number used in calculations/test	Primary/ Supplemental
HP 901 (CC653AN)	K (Black)	182	10	178	17/23	Primary
HP 901 (CC656AN)	Tri-color	381	22	367	9/12	Primary

Using 19752 Test Page

Cartridge Identifier	Color	Average (pages)	Standard Deviation (pages)	90% Lower Confidence (pages)	Number used in calculations/test	Primary/ Supplemental
HP 901 (CC653AN)	K (Black)	181	9	175	9/9	Primary
HP 901 (CC656AN)	Tri-color	1,387	44	1,313	3/3	Supplemental

Printer Identifier	HP Officejet J4580
Printer Manufacturer	Hewlett-Packard
Cartridge Identifier	HP 901 - CC653AN, CC656AN
Cartridge Type	Integral ink supply and print head
Date Tested	June 16, 2008 to June 19, 2008
EOL Criteria	Fade was used as the EOL criteria.
Print mode used	Continuous
Paper Size	4" x 6" borderless photo on 8 ½" x 11" photo paper
Media used	HP Premium Plus Photo paper, high gloss (Q1785A)
Driver version	Driver Version = 11/05/2007,61.073.242.00 The following driver settings were changed from default: Paper type = Changed to HP Premium Plus Photo Papers from Plain

Inkjet Cartridge Yield when tested in HP Officejet J4580:

Using the QualityLogic Color Photo test suite provides the following results:

Average Tri-color Cartridge Yield – Up to 124 standard pages

Estimated supplemental K (Black) Cartridge Yield – Up to 1,632 standard pages

Values obtained by continuous printing. Declared yield values in accordance with QualityLogic Color Photo Yield Test Methodology

Cartridge Identifier	Color	Average (pages)	Standard Deviation (pages)	90% Lower Confidence (pages)	Number used in calculations/test	Primary/ Supplemental
HP 901 (CC656AN)	Tri-color	127	6	124	9/9	Primary
HP 901 (CC653AN)	K (Black)	1,741	65	1,632	3/3	Supplemental

Test results and cost information provided by QualityLogic. Tests were performed under laboratory conditions and end-user's results may vary. Test results, ink cartridge pricing and cost per page pricing subject to change without notice by QualityLogic. All test results and cost information are provided "as-is," "as available," and all warranties, expressed or implied, are hereby disclaimed. Users of the information contained herein assume full responsibility and risk of loss resulting from usage thereof.

Printer Identifier	HP Officejet J4680
Printer Manufacturer	Hewlett-Packard
Cartridge Identifier	HP 901 - CC653AN, CC656AN
Cartridge Type	Integral ink supply and print head
Date Tested	October 15, 2009 to October 23, 2009
EOL Criteria	Fade was used as the EOL criteria.
Print mode used	Continuous
Paper Size	Letter
Media used	Xerox Business 4200, 92 Brightness 20lb. weight
Driver version	Driver Version = 61.73.243.0 The following driver settings were changed from default: Minimize margins (Advanced tab) changed to On from Off

Declaration of Yield

Inkjet Cartridge Yield when tested in HP Officejet J4680:

Using the test suite defined in ISO/IEC 24712 provides the following results:

- Average K (Black) Cartridge Yield – Up to 199 standard pages
- Average Tri-color Cartridge Yield – Up to 342 standard pages

Using the test page defined in ISO/IEC 19752 provides the following results:

- Average K (Black) Cartridge Yield – Up to 203 standard pages
- Estimated supplemental Tri-color Cartridge Yield – Up to 2,458 standard pages

Values obtained by continuous printing. Declared yield values in accordance with ISO/IEC 24711

Using 24712 Test Suite						
Cartridge Identifier	Color	Average (pages)	Standard Deviation (pages)	90% Lower Confidence (pages)	Number used in calculations/test	Primary/ Supplemental
HP 901 (CC653AN)	K (Black)	202	5	199	15/21	Primary
HP 901 (CC656AN)	Tri-color	344	4	342	9/12	Primary

Using 19752 Test Page						
Cartridge Identifier	Color	Average (pages)	Standard Deviation (pages)	90% Lower Confidence (pages)	Number used in calculations/test	Primary/ Supplemental
HP 901 (CC653AN)	K (Black)	207	6	203	9/9	Primary
HP 901 (CC656AN)	Tri-color	2,634	104	2,458	3/3	Supplemental

Test results and cost information provided by QualityLogic. Tests were performed under laboratory conditions and end-user's results may vary. Test results, ink cartridge pricing and cost per page pricing subject to change without notice by QualityLogic. All test results and cost information are provided "as-is," "as available," and all warranties, expressed or implied, are hereby disclaimed. Users of the information contained herein assume full responsibility and risk of loss resulting from usage thereof.

Printer Identifier	HP Officejet J4680
Printer Manufacturer	Hewlett-Packard
Cartridge Identifier	HP 901 - CC653AN, CC656AN
Cartridge Type	Integral ink supply and print head
Date Tested	October 23, 2009 to October 28, 2009
EOL Criteria	Fade was used as the EOL criteria.
Print mode used	Continuous
Paper Size	4" x 6" borderless photo on 8 ½" x 11" photo paper
Media used	HP Premium Plus Photo Paper, High Gloss (Q1785A)
Driver version	Driver Version = 61.73.243.0 The following driver settings were changed from default: Paper type = Changed to HP Premium Plus Photo Papers from Plain paper

Declaration of Yield

Inkjet Cartridge Yield when tested in HP Officejet J4680:

Using the QualityLogic Color Photo test suite provides the following results:

Average Tri-color Cartridge Yield – Up to 110 standard pages

Estimated supplemental K (Black) Cartridge Yield – Up to 1,772 standard pages

Values obtained by continuous printing. Declared yield values in accordance with QualityLogic Color Photo Yield Test Methodology

Cartridge Identifier	Color	Average (pages)	Standard Deviation (pages)	90% Lower Confidence (pages)	Number used in calculations/test	Primary/ Supplemental
HP 901 (CC656AN)	Tri-color	111	2	110	9/9	Primary
HP 901 (CC653AN)	K (Black)	1,797	15	1,772	3/3	Supplemental

Test results and cost information provided by QualityLogic. Tests were performed under laboratory conditions and end-user's results may vary. Test results, ink cartridge pricing and cost per page pricing subject to change without notice by QualityLogic. All test results and cost information are provided "as-is," "as available," and all warranties, expressed or implied, are hereby disclaimed. Users of the information contained herein assume full responsibility and risk of loss resulting from usage thereof.

Printer Identifier	HP Officejet 6500
Printer Manufacturer	Hewlett-Packard
Cartridge Identifier	HP 920 - CD971AN, CH634AN, CH635AN, CH636AN
Cartridge Type	Separate ink supply and print head
Date Tested	May 1, 2009 to May 6, 2009
EOL Criteria	This printer has Ink Out which stops printing. Whichever came first, either Ink Out or Fade, was used as the EOL criteria.
Print mode used	Continuous
Paper Size	Letter
Media used	Xerox Business 4200, 92 Brightness 20lb. weight
Driver version	Driver version = 70.82.15.0 The following driver settings were changed from default: Color Ink Test: Paper type = Changed to Plain paper from Automatic Mono Ink Test: Paper type = Changed to Plain paper from Automatic

Declaration of Yield

Inkjet Cartridge Yield when tested in HP Officejet 6500:

Using the test suite defined in ISO/IEC 24712 provides the following results:

- Average K (Black) Cartridge Yield – Up to 387 standard pages
- Average Cyan Cartridge Yield – Up to 238 standard pages
- Average Magenta Cartridge Yield – Up to 253 standard pages
- Average Yellow Cartridge Yield – Up to 266 standard pages

Using the test page defined in ISO/IEC 19752 provides the following results:

- Average K (Black) Cartridge Yield – Up to 405 standard pages
- Estimated supplemental Cyan Cartridge Yield – Up to 2,449 standard pages
- Estimated supplemental Magenta Cartridge Yield – Up to 2,946 standard pages
- Estimated supplemental Yellow Cartridge Yield – Up to 3,572 standard pages

Values obtained by continuous printing. Declared yield values in accordance with ISO/IEC 24711

Using 24712 Test Suite						
Cartridge Identifier	Color	Average (pages)	Standard Deviation (pages)	90% Lower Confidence (pages)	Number used in calculations/test	Primary/ Supplemental
HP 920 (CD971AN)	K (Black)	389	3	387	9/9	Primary
HP 920 (CH634AN)	Cyan	244	11	238	12/15	Primary
HP 920 (CH635AN)	Magenta	259	11	253	12/15	Primary
HP 920 (CH636AN)	Yellow	270	8	266	12/15	Primary

Using 19752 Test Page						
Cartridge Identifier	Color	Average (pages)	Standard Deviation (pages)	90% Lower Confidence (pages)	Number used in calculations/test	Primary/ Supplemental
HP 920 (CD971AN)	K (Black)	406	1	405	9/9	Primary
HP 920 (CH634AN)	Cyan	2,554	63	2,449	3/3	Supplemental
HP 920 (CH635AN)	Magenta	3,062	69	2,946	3/3	Supplemental
HP 920 (CH636AN)	Yellow	3,751	106	3,572	3/3	Supplemental

Printer Identifier	HP Officejet 6500
Printer Manufacturer	Hewlett-Packard
Cartridge Identifier	HP 920 - CD971AN, CH634AN, CH635AN, CH636AN
Cartridge Type	Separate ink supply and print head
Date Tested	May 6, 2009 to May 7, 2009
EOL Criteria	This printer has Ink Out which stops printing. Whichever came first, either Ink Out or Fade, was used as the EOL criteria.
Print mode used	Continuous
Paper Size	4" x 6" borderless photo on 8 ½" x 11" photo
Media used	HP Premium Plus Photo Paper (Q1785A)
Driver version	Driver version = 70.82.15.0 The following driver settings were changed from default: Paper type = Changed to HP Premium Plus Photo Papers from Automatic Print quality = Changed to Best from Automatic

Declaration of Yield

Inkjet Cartridge Yield when tested in HP Officejet 6500:

Using the QualityLogic Color Photo test suite provides the following results:

Average Cyan Cartridge Yield – Up to 69 standard pages

Average Magenta Cartridge Yield – Up to 97 standard pages

Average Yellow Cartridge Yield – Up to 86 standard pages

Estimated supplemental K (Black) Cartridge Yield – Up to 1,811 standard pages

Values obtained by continuous printing. Declared yield values in accordance with QualityLogic Color Photo Yield Test Methodology

Cartridge Identifier	Color	Average (pages)	Standard Deviation (pages)	90% Lower Confidence (pages)	Number used in calculations/test	Primary/ Supplemental
HP 920 (CH634AN)	Cyan	71	3	69	12/15	Primary
HP 920 (CH635AN)	Magenta	100	5	97	9/9	Primary
HP 920 (CH636AN)	Yellow	86	1	86	9/12	Primary
HP 920 (CD971AN)	K (Black)	1,970	95	1,811	3/3	Supplemental

Printer Identifier	Lexmark Prevail Pro705
Printer Manufacturer	Lexmark
Cartridge Identifier	100 series
Cartridge Type	Separate ink supply and print head
Date Tested	October 28, 2009 to November 6, 2009
EOL Criteria	This printer has Ink Out which stops printing. Whichever came first, either Ink Out or Fade, was used as the EOL criteria.
Print mode used	Continuous
Paper Size	Letter
Media used	Xerox Business 4200, 92 Brightness 20lb. weight
Driver version	Driver Version = 1.2.0.0 The following driver settings were changed from default: Color Ink: Paper Type = Changed to Plain Paper from Automatic Mono Ink: Paper Type = Changed to Plain Paper from Automatic Print using black ink only was enabled under Ink Use

Declaration of Yield

Inkjet Cartridge Yield when tested in Lexmark Prevail Pro705:

Using the test suite defined in ISO/IEC 24712 provides the following results:

- Average K (Black) Cartridge Yield – Up to 239 standard pages
- Average Cyan Cartridge Yield – Up to 286 standard pages
- Average Magenta Cartridge Yield – Up to 237 standard pages
- Average Yellow Cartridge Yield – Up to 269 standard pages

Using the test page defined in ISO/IEC 19752 provides the following results:

- Average K (Black) Cartridge Yield – Up to 260 standard pages
- Estimated supplemental Cyan Cartridge Yield – Up to 2,826 standard pages
- Estimated supplemental Magenta Cartridge Yield – Up to 2,903 standard pages
- Estimated supplemental Yellow Cartridge Yield – Up to 2,906 standard pages

Values obtained by continuous printing. Declared yield values in accordance with ISO/IEC 24711

Using 24712 Test Suite						
Cartridge Identifier	Color	Average (pages)	Standard Deviation (pages)	90% Lower Confidence (pages)	Number used in calculations/test	Primary/ Supplemental
100 Black	K (Black)	246	12	239	9/15	Primary
100 Cyan	Cyan	291	9	286	9/12	Primary
100 Magenta	Magenta	244	12	237	9/15	Primary
100 Yellow	Yellow	272	4	269	9/15	Primary

Using 19752 Test Page						
Cartridge Identifier	Color	Average (pages)	Standard Deviation (pages)	90% Lower Confidence (pages)	Number used in calculations/test	Primary/ Supplemental
100 Black	K (Black)	264	7	260	9/9	Primary
100 Cyan	Cyan	3,119	174	2,826	3/3	Supplemental
100 Magenta	Magenta	3,250	206	2,903	3/3	Supplemental
100 Yellow	Yellow	3,327	250	2,906	3/3	Supplemental

Test results and cost information provided by QualityLogic. Tests were performed under laboratory conditions and end-user's results may vary. Test results, ink cartridge pricing and cost per page pricing subject to change without notice by QualityLogic. All test results and cost information are provided "as-is," "as available," and all warranties, expressed or implied, are hereby disclaimed. Users of the information contained herein assume full responsibility and risk of loss resulting from usage thereof.

Printer Identifier	Lexmark Prevail Pro705
Printer Manufacturer	Lexmark
Cartridge Identifier	100 series
Cartridge Type	Separate ink supply and print head
Date Tested	November 6, 2009 to November 10, 2009
EOL Criteria	This printer has Ink Out which stops printing. Whichever came first, either Ink Out or Fade, was used as the EOL criteria.
Print mode used	Continuous
Paper Size	4" x 6" borderless photo on 8 ½" x 11" photo paper
Media used	Lexmark PerfectFinish Photo Paper, High Gloss (19Y0170)
Driver version	Driver Version = 1.2.0.0 The following driver settings were changed from default: Paper Type = Changed to Lexmark Perfectfinish Photo Paper from Automatic Print Setup = Changed to Best from Automatic

Declaration of Yield

Inkjet Cartridge Yield when tested in Lexmark Prevail Pro705:

Using the QualityLogic Color Photo test suite provides the following results:

- Average Cyan Cartridge Yield – Up to 67 standard pages
- Average Magenta Cartridge Yield – Up to 80 standard pages
- Average Yellow Cartridge Yield – Up to 87 standard pages
- Estimated supplemental K (Black) Cartridge Yield – Up to 584 standard pages

Values obtained by continuous printing. Declared yield values in accordance with QualityLogic Color Photo Yield Test Methodology

Cartridge Identifier	Color	Average (pages)	Standard Deviation (pages)	90% Lower Confidence (pages)	Number used in calculations/test	Primary/ Supplemental
100 Cyan	Cyan	69	3	67	10/12	Primary
100 Magenta	Magenta	83	5	80	9/12	Primary
100 Yellow	Yellow	91	6	87	9/9	Primary
100 Black	K (Black)	633	29	584	3/3	Supplemental

Test results and cost information provided by QualityLogic. Tests were performed under laboratory conditions and end-user's results may vary. Test results, ink cartridge pricing and cost per page pricing subject to change without notice by QualityLogic. All test results and cost information are provided "as-is," "as available," and all warranties, expressed or implied, are hereby disclaimed. Users of the information contained herein assume full responsibility and risk of loss resulting from usage thereof.

Printer Identifier	Lexmark X6650
Printer Manufacturer	Lexmark
Cartridge Identifier	36A, 37A
Cartridge Type	Integral ink supply and print head
Date Tested	September 23, 2008 to September 29, 2008
EOL Criteria	Fade was used as the EOL criteria.
Print mode used	Continuous
Paper Size	Letter
Media used	Xerox Business 4200, 92 Brightness 20lb. weight
Driver version	Driver Version = 05/23/2008,1.2.6.2 The following driver settings were changed from default: Color Ink Test: Media Type = Changed to Plain Paper from Automatic Mono Ink Test: Media Type = Changed to Plain Paper from Automatic "Print in Black and White" was enabled on the Print Setup tab

Declaration of Yield

Inkjet Cartridge Yield when tested in Lexmark X6650:

Using the test suite defined in ISO/IEC 24712 provides the following results:

- Average K (Black) Cartridge Yield – Up to 195 standard pages
- Average Tri-Color Cartridge Yield – Up to 188 standard pages

Using the test page defined in ISO/IEC 19752 provides the following results:

- Average K (Black) Cartridge Yield – Up to 198 standard pages
- Estimated supplemental Tri-Color Cartridge Yield – Up to 13,196 standard pages

Values obtained by continuous printing. Declared yield values in accordance with ISO/IEC 24711

Using 24712 Test Suite						
Cartridge Identifier	Color	Average (pages)	Standard Deviation (pages)	90% Lower Confidence (pages)	Number used in calculations/test	Primary/ Supplemental
36A	K (Black)	203	12	195	9/12	Primary
37A	Tri-color	194	9	188	9/15	Primary

Using 19752 Test Page						
Cartridge Identifier	Color	Average (pages)	Standard Deviation (pages)	90% Lower Confidence (pages)	Number used in calculations/test	Primary/ Supplemental
36A	K (Black)	207	15	198	9/9	Primary
37A	Tri-color	16,500	1,960	13,196	3/3	Supplemental

Printer Identifier	Lexmark X6650
Printer Manufacturer	Lexmark
Cartridge Identifier	36A, 37A
Cartridge Type	Integral ink supply and print head
Date Tested	September 30, 2008 to October 1, 2008
EOL Criteria	Fade was used as the EOL criteria.
Print mode used	Continuous
Paper Size	4" x 6" borderless photo on 8 ½" x 11" photo paper
Media used	Lexmark Premium Photo Paper (21G1740)
Driver version	Driver Version = 05/23/2008,1.2.6.2 The following driver settings were changed from default: Media Type = Changed to Lexmark Premium Photo Paper from Automatic Print Setup = Changed to Best from Automatic

Declaration of Yield

Inkjet Cartridge Yield when tested in Lexmark X6650:

Using the QualityLogic Color Photo test suite provides the following results:

Average Tri-Color Cartridge Yield – Up to 38 standard pages


Estimated supplemental K (Black) Cartridge Yield – Up to 2,111 standard pages

Values obtained by continuous printing. Declared yield values in accordance with QualityLogic Color Photo Yield Test Methodology

Cartridge Identifier	Color	Average (pages)	Standard Deviation (pages)	90% Lower Confidence (pages)	Number used in calculations/test	Primary/ Supplemental
37A	Tri-color	40	4	38	9/9	Primary
36A	K (Black)	2,236	74	2,111	3/3	Supplemental

Sub-Appendix A1 – Test Pages


ISO/ ISO/IEC 24712 Test Suite



ISO/IEC 19752 Test Page



QualityLogic Photo Test Suite



Test results and cost information provided by QualityLogic. Tests were performed under laboratory conditions and end-user's results may vary. Test results, ink cartridge pricing and cost per page pricing subject to change without notice by QualityLogic. All test results and cost information are provided "as-is," "as available," and all warranties, expressed or implied, are hereby disclaimed. Users of the information contained herein assume full responsibility and risk of loss resulting from usage thereof.